



Week 1 - Home Learning

Welcome to the year 1 home learning pack. Please click on the voice note before you begin.

Click here:



If you have any questions or need any help then please email your teacher. We would also love to see pictures of you completing your home learning. You can get in touch with us at:

elizabethnorbury@partingtoncentralacademy.co.uk

kirstythorbjornsen@partingtoncentralacademy.co.uk

Weekly Timetable

Day	45 mins	45 Mins	45 Mins	Afternoon
Monday	Phonics/handwriting	English	Maths	PE &Project
Tuesday	Phonics/handwriting	English	Maths	PE &Project
Wednesday	Phonics/handwriting	English	Maths	PE &Project
Thursday	Phonics/handwriting	English	Maths	PE &Project
Friday	Phonics/handwriting	English	Maths	PE &Project

Wednesday -Phonics

Say the sound:



ar

Read the words:

car


part

hard

start

star

sharp



Wednesday -Phonics

Choose 3 of the words and have a go at writing them in a sentence:

car

start

part

star


hard

sharp

Now read the nonsense words:

flarp
barp

marf
clarsh



Wednesday -Phonics


Read the sentences:

The star is bright.

I will *go to the* park.

Can *you* start *the* car?

Click here first:



Challenge:

Find one of your story books. Can you find any words with our sound in?

Wednesday-Reading

Important:



Go to:

<https://www.oxfordowl.co.uk/login?active-tab=students>

Use our class logins to enter the site:

IKT login: pca1kt
Password: pcayear1


IEN login: pca1en
Password: pcayear1

Once you have logged in can you find the book "Baboons"? Read pages 4, 5, 6, 7 & 8 and talk about what you have read with a grown up. We will read the rest of the book tomorrow.

https://www.oxfordowl.co.uk/api/digital_books/1211.html

Wednesday - Handwriting

These are the long ladder letters:



Don't forget:



You can print the next slide and have a go at writing your letters with the correct formation.

Don't worry if you don't have a printer, just draw some lines on a piece of paper and focus on writing on the line.

Remember-
all our
lower case
letters start
on the line!



Wednesday - English

Copy and paste the website link into your Internet browser to access the lesson.

Lesson 1

You will need some paper or a work book for this session.

<https://classroom.thenational.academy/lessons/to-listen-to-and-respond-to-a-story-6gvpad>



Widgit Symbols © Widgit Software 2002-2020 www.widgit.com

Story time

The Magic Paintbrush

Wednesday - Maths

L- To use a number line

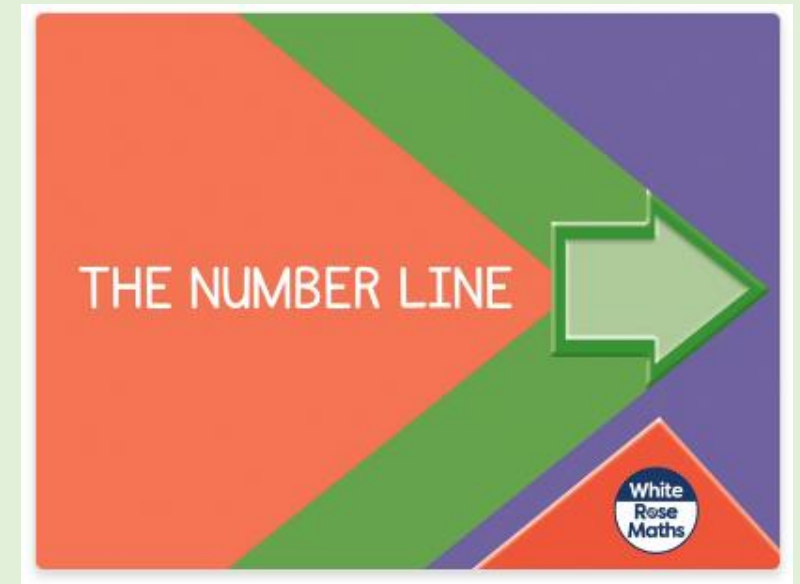
Warm up- what are the missing numbers?

		two		four	five			eight	nine	
0	1		3			6	7	8		10

Copy the link below into your Internet browser to access the lesson:

<https://whiterosemaths.com/homelearning/year-1/week-4/>

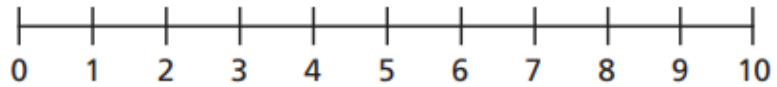
Scroll down and make sure you find the lesson pictured to the right.



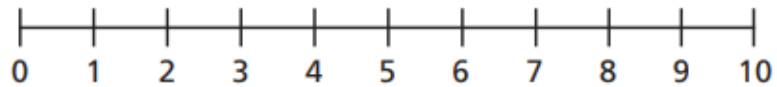
Wednesday - Maths

L- To use a number line

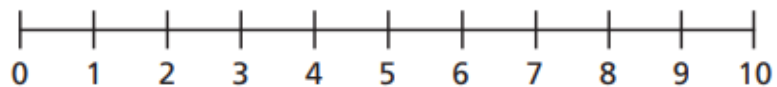
1 a) Circle the number 2



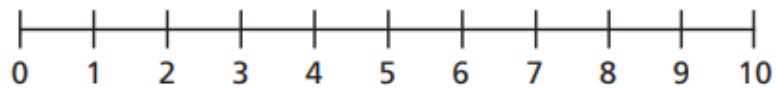
b) Circle one less than 5



c) Circle a number greater than 8

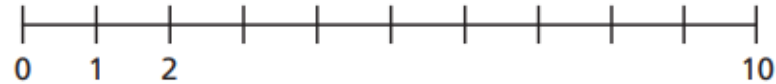


d) Circle the greatest number.

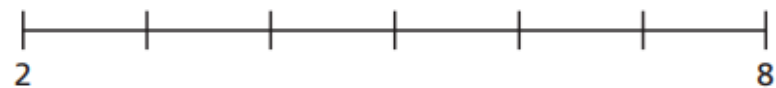


2 Complete the number lines.

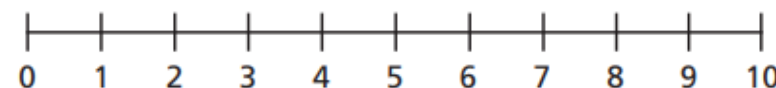
a)



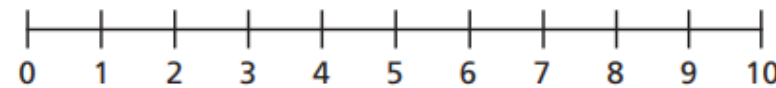
b)



3 a) How many jumps from one is five?



b) How many jumps from 2 is 8?








Watch the video and have a go at the questions on the worksheet.

You can print this slide or write your answers on some paper.

Wednesday - Maths

L- To use a number line

Write the numbers that come before and after.

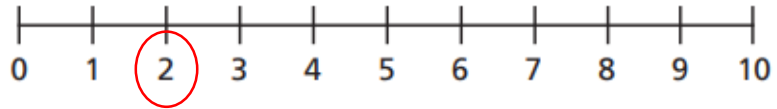


Challenge: If you are confident with numbers to 10, make yourself a number line to 20 and then use it to find one more and one less.

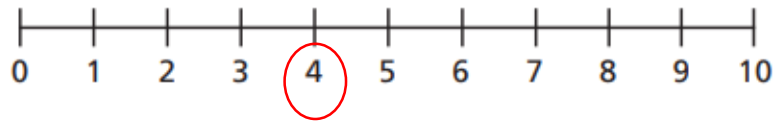
Wednesday - Maths ANSWERS

L- To use a number line

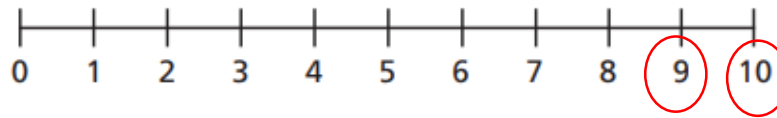
1 a) Circle the number 2



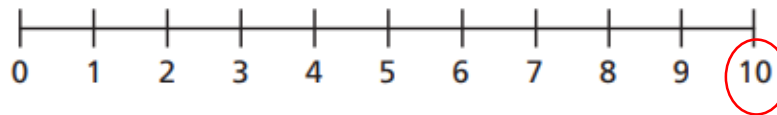
b) Circle one less than 5



c) Circle a number greater than 8



d) Circle the greatest number.



2 Complete the number lines.

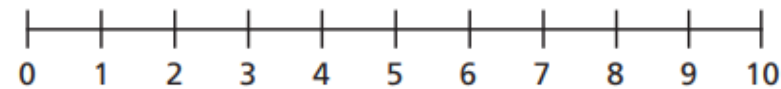
a)



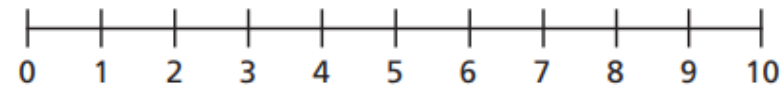
b)



3 a) How many jumps from one is five? 4



b) How many jumps from 2 is 8? 6



Ask an adult to help you mark your work. How did you do?






Check your corrections with an adult.

Can you work out where you went wrong together?

Wednesday - Maths ANSWERS

L- To use a number line

Write the numbers that come before and after.



Ask an adult to help you mark your work. How did you do?

Check your corrections with an adult.

Can you work out where you went wrong together?

Wednesday - PE

Follow the link to take part in the Cosmic
Yoga session.

Can you remember some of the moves from our
lessons earlier in the year?

<https://www.youtube.com/watch?v=kRw6sGwN4U4>

Wednesday - Science

Our current science topic is *materials*.
Look at the materials on the next
slides and complete the activities.


What Does Material Mean?

Everything around us is made from a material.


Objects might be made from...




wood



fabric



glass



plastic



clay

Look around you. Find five objects and see if you know which material they are made from.



plastic

metal

fabric

*You could
take a photo
of this and
email it to
your teacher.*

*Find some things around
your house and sort them
into the three groups.*



Thursday -Phonics

Say the sound:



or

Read the words:

sort

short

horse

sport

fork

snort



Thursday -Phonics

Choose 3 of the words and have a go at writing them in a sentence:

sort
· — ·

short
— — ·

horse
· — —

sport
· · — ·

fork
· — ·

snort
· · — ·



Now read the nonsense words:

shorp

glord

flog

sporf

Thursday-Phonics

Read the sentences:

The horse is big.

I like to do sports.

Can *you* pass *the* fork?

Click here first:



Challenge:

Find one of your story books. Can you find any words with our sound in?

Thursday-Reading

Important:



Go to:

<https://www.oxfordowl.co.uk/login?active-tab=students>

Use our class logins to enter the site:

IKT login: pca1kt

Password: pcayear1

IEN login: pca1en


Password: pcayear1

Read the information on pages 9-16.
Tell a grown up 3 facts you have
learned about Baboons.

https://www.oxfordowl.co.uk/api/digital_books/1211.html

Thursday- Handwriting

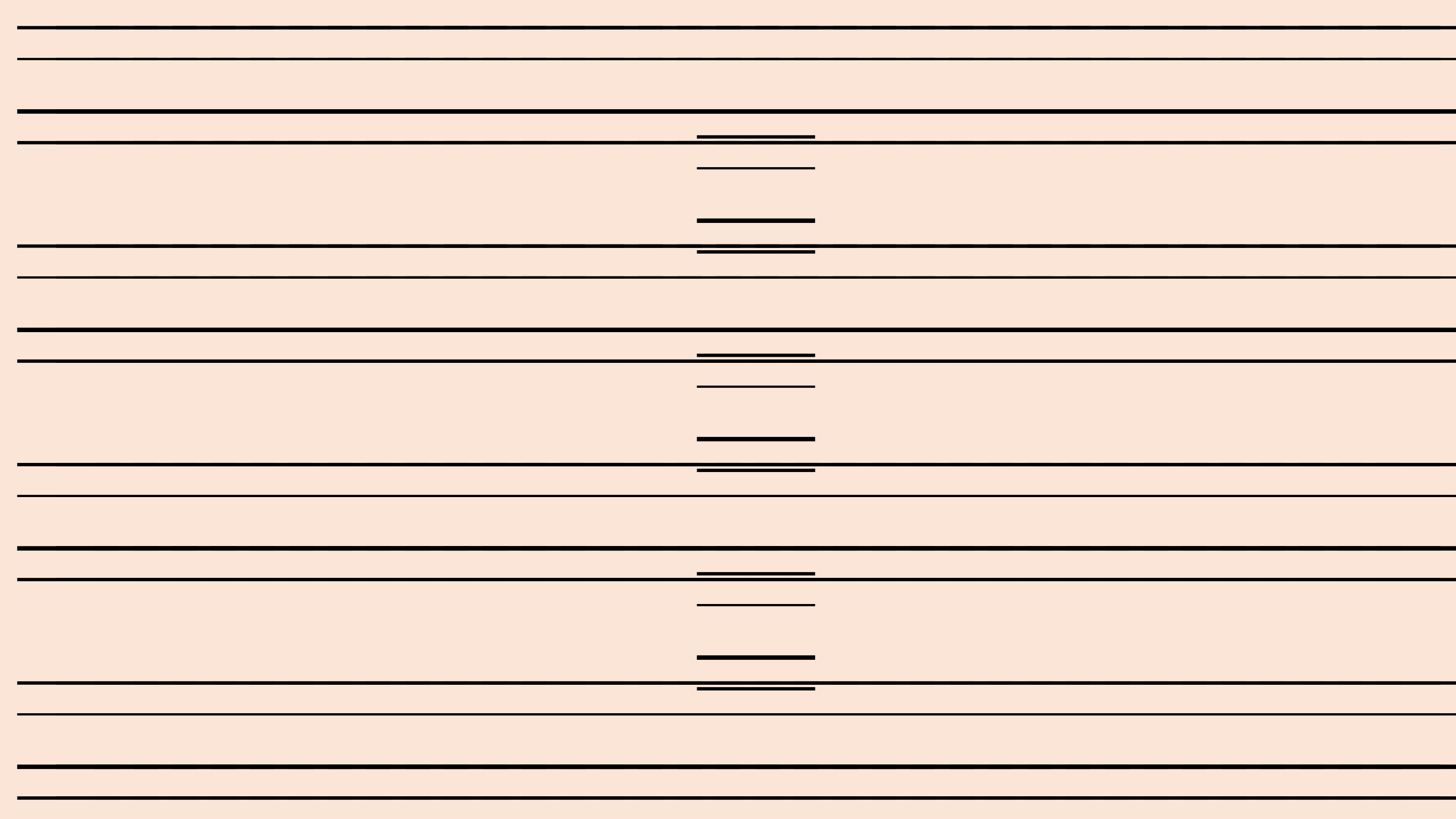
These are the one-arm robot letters: Don't forget:



You can print the next slide and have a go at writing your letters with the correct formation.

Don't worry if you don't have a printer, just draw some lines on a piece of paper and focus on writing on the line.

Remember-
all our
lower case
letters start
on the line!



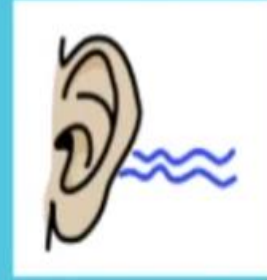
Thursday - English

Copy and paste the website link into your Internet browser to access the lesson.

Lesson 2

You will need some paper or a work book for this session.

<https://classroom.thenational.academy/lessons/to-tell-a-story-from-memory-60uk2t?activity=video&step=1>



Widgit Symbols © Widgit Software 2002-2020 www.widgit.com

Hear and Map The Magic Paintbrush

Thursday-Maths

L- To identify tens and ones in numbers to 20.

Warm up:

1) What number comes next? 9, 10, 11, ____

2) What number comes next? 20, 19, 18, ____

3) Which number is sixteen? 61 or 16

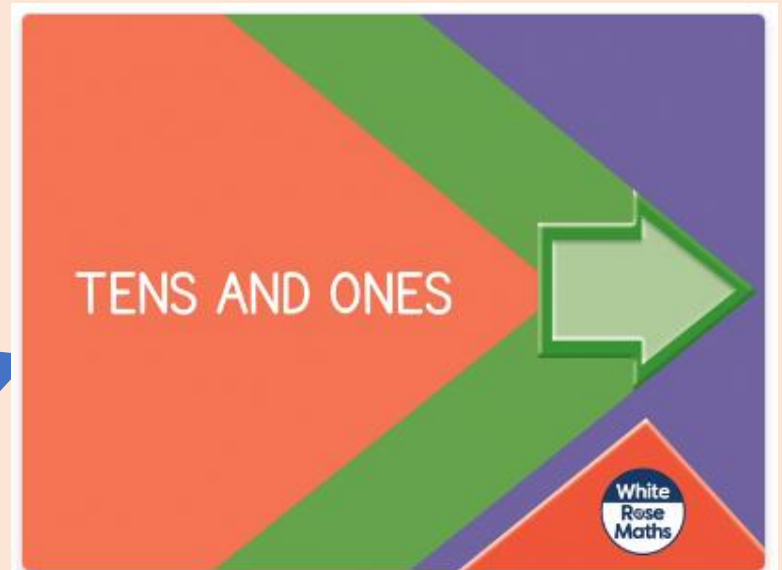
4) Find the mistake

11, 12, 13, 41, 15, 16

Copy the link below into your Internet browser to access the lesson:

<https://whiterosemaths.com/homelearning/year-1/week-11-number-place-value-within-20/>

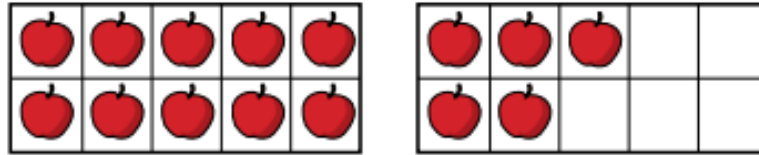
Scroll down and make sure you find the lesson pictured here (It is the one on the left).



Thursday - Maths

L- To identify tens and ones in numbers to 20.

1 a) How many apples are there?



There is ten and ones.

There are apples.

b) How many bees are there?



There is ten and ones.

There are bees.

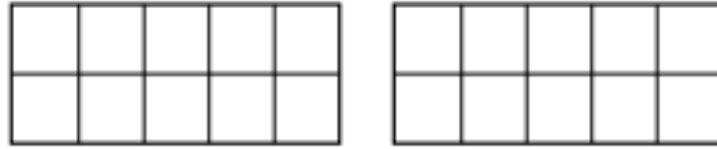
Watch the video and have a go at the questions on the worksheet.

You can print this slide or write your answers on some paper.

Thursday - Maths

L- To identify tens and ones in numbers to 20.

2 Draw counters to show 1 ten and 3 ones.



1 ten and 3 ones is equal to

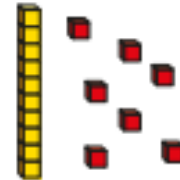


3 Match the number sentences to the pictures.

1 ten and 7 ones



1 ten and 1 one



1 ten and 8 ones



Watch the video and have a go at the questions on the worksheet.

You can print this slide or write your answers on some paper.

Thursday - Maths

L- To identify tens and ones in numbers to 20.

4 Complete the sentences.

a) 1 ten and 6 ones =

b) = 1 ten and 3 ones

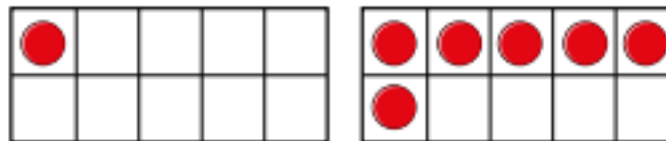
c) 15 = ten and ones

d) 2 tens =

e) 1 ten and 10 ones =

5 Is this true or false?

The ten frames show the number 16



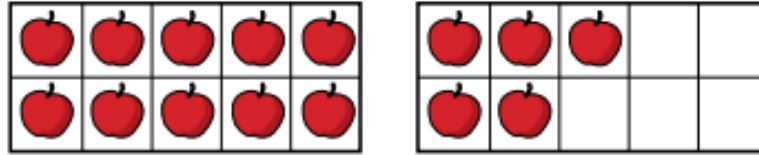
Watch the video and have a go at the questions on the worksheet.

You can print this slide or write your answers on some paper.

Thursday - Maths ANSWERS

L- To identify tens and ones in numbers to 20.

1 a) How many apples are there?



There is ten and ones.

There are apples.

b) How many bees are there?



There is ten and ones.

There are bees.

Ask an adult to help you mark your work. How did you do?

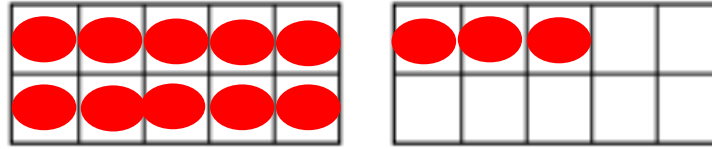
Check your corrections with an adult.

Can you work out where you went wrong together?

Thursday - Maths ANSWERS

L- To identify tens and ones in numbers to 20.

2 Draw counters to show 1 ten and 3 ones.



1 ten and 3 ones is equal to


13

3 Match the number sentences to the pictures.

1 ten and 7 ones



1 ten and 1 one



1 ten and 8 ones



Ask an adult to help you mark your work. How did you do?

Check your corrections with an adult.

Can you work out where you went wrong together?

Thursday - Maths ANSWERS

L- To identify tens and ones in numbers to 20.

4 Complete the sentences.

a) 1 ten and 6 ones =

b) = 1 ten and 3 ones

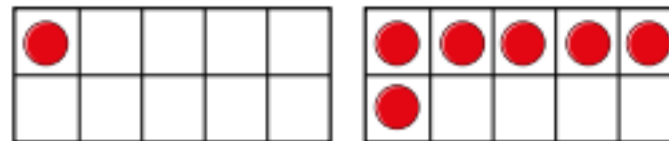
c) 15 = ten and ones

d) 2 tens =

e) 1 ten and 10 ones =

5 Is this true or false? **False**

The ten frames show the number 16



Ask an adult to help you mark your work. How did you do?

Check your corrections with an adult.

Can you work out where you went wrong together?

Thursday - PE

Follow the link to take part in the Cosmic
Yoga session.

Can you remember some of the moves from our
lessons earlier in the year?

https://www.youtube.com/watch?v=GM616bRA_uw

Thursday - PSHE

Looking after ourselves

There are lots of different things we need to do to look after ourselves. How do you look after yourself? Discuss with an adult how you look after yourself.

Can you draw a picture of some of the things you do to look after yourself?



Friday -Phonics

Say the sound:



air

Read the words:

fair

stair

hair

air

chair

lair



Friday -Phonics

Choose 3 of the words and have a go at writing them in a sentence:

fair

stair

hair

air

chair

lair



Now read the nonsense words:

brair

plair

quairm

trairb

Friday-Phonics

Read the sentences:

It is not fair.

Sit on *the* chair.

Did *you* brush *your* hair?

Click here first:



Challenge:

Find one of your story books. Can you find any words with our sound in?
sound in?

Friday-Reading

Go to:

Important:



<https://www.oxfordowl.co.uk/login?active-tab=students>

Use our class logins to enter the site:

IKT login: pca1kt

Password: pcayear1

IEN login: pca1en

Password: pcayear1

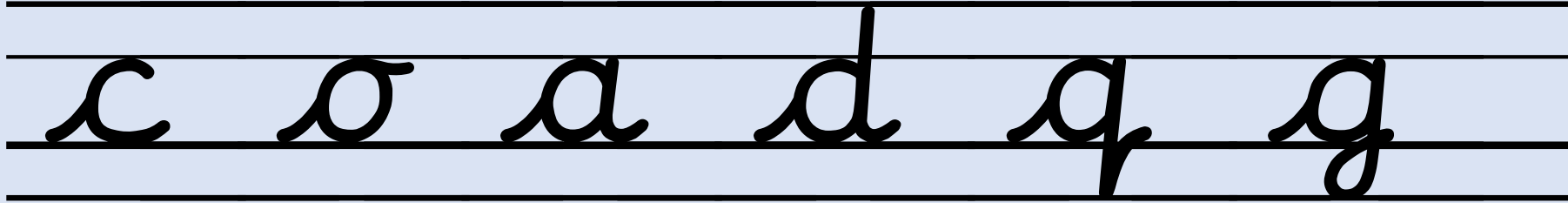
Read the book "Baboons" again. Now look at the questions on page 17 and answer them.

https://www.oxfordowl.co.uk/api/digital_books/1211.html

Friday- Handwriting

These are the curly caterpillar letters:


Don't forget:



You can print the next slide and have a go at writing your letters with the correct formation.

Don't worry if you don't have a printer, just draw some lines on a piece of paper and focus on writing on the line.

Remember-
all our
lower case
letters start
on the line!



Friday - English


Copy and paste the website link into your Internet browser to access the lesson.

Lesson 3

You will need some paper or a work book for this session.



<https://classroom.thenational.academy/lessons/to-explore-the-main-moods-in-the-story-61k3ac?activity=video&step=1>

My jokes are _____.



Cedric had a dance at the _____.

Ma Liang made the people _____.



The king was _____.

Own images used

that's right

Friday-Maths

L- To identify tens and ones in numbers to 20.

Warm up: $6 + 4 =$

$$9 - 5 =$$

$$3 + 5 =$$

$$7 - 2 =$$

$$6 + 5 =$$

Copy the link below into your Internet browser to access the lesson:

<https://whiterosemaths.com/homelearning/year-1/week-2-number-addition-and-subtraction-within-20/>


Make sure you find the lesson pictured here (It is the second one).



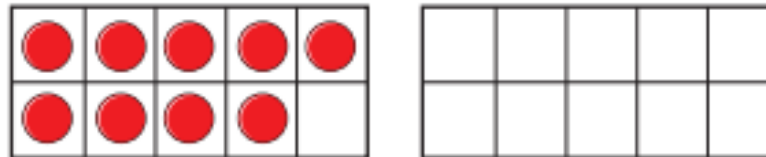
Friday - Maths

L- To add by counting on.

- 1 There are 9 children on the bus.
5 more children get on the bus.



How many children are on the bus now?
Complete the ten frames and the sentences.



$$\square + \square = \square$$

There are children on the bus now.

Watch the video
and have a go
at the questions
on the
worksheet.

You can print
this slide or
write your
answers on
some paper.

Friday - Maths

L- To add by counting on.

- 2 Eva has 4 coins.
Jack gives her 7 more coins.
How many coins does Eva have now?
Draw on the number line and complete
the sentences.



$$\square + \square = \square$$

Eva has coins now.

Watch the video
and have a go
at the questions
on the
worksheet.

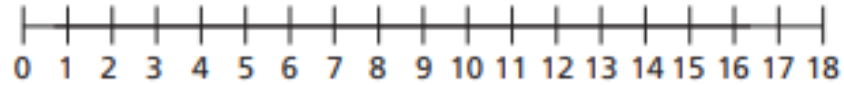
You can print
this slide or
write your
answers on
some paper.

Friday - Maths

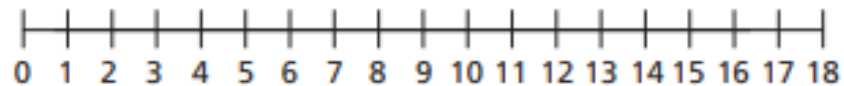
L- To add by counting on.

Use the number lines to work out the additions.

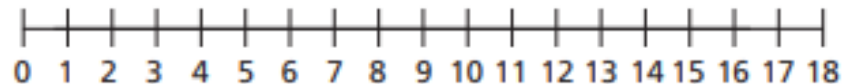
a) $2 + 13 =$



b) $4 + 9 =$



c) $1 + 17 =$




Watch the video and have a go at the questions on the worksheet.

You can print this slide or write your answers on some paper.

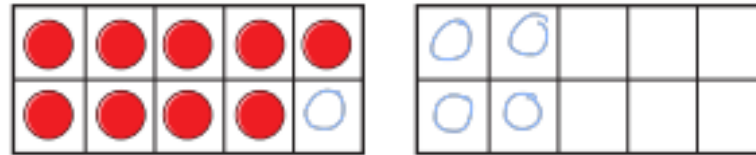
Friday - Maths ANSWERS

L- To add by counting on.

- 1 There are 9 children on the bus.
5 more children get on the bus.



How many children are on the bus now?
Complete the ten frames and the sentences.



$$\boxed{9} + \boxed{5} = \boxed{14}$$

There are $\boxed{14}$ children on the bus now.

Ask an adult to help you mark your work. How did you do?

Check your corrections with an adult.

Can you work out where you went wrong together?

Friday - Maths ANSWERS

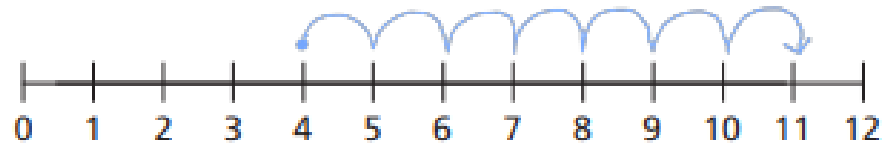
L- To add by counting on.

2 Eva has 4 coins.

Jack gives her 7 more coins.

How many coins does Eva have now?

Draw on the number line and complete the sentences.



$$\boxed{4} + \boxed{7} = \boxed{11}$$

Eva has $\boxed{11}$ coins now.



Ask an adult to help you mark your work. How did you do?

Check your corrections with an adult.

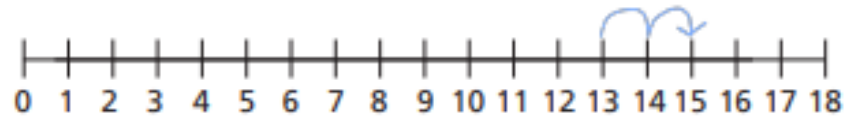
Can you work out where you went wrong together?

Friday - Maths ANSWERS

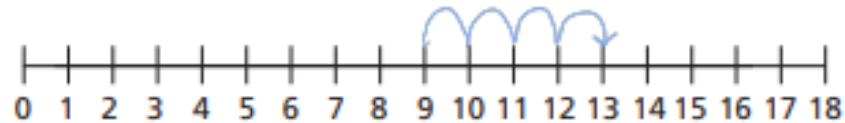
L- To add by counting on.

Use the number lines to work out the additions.

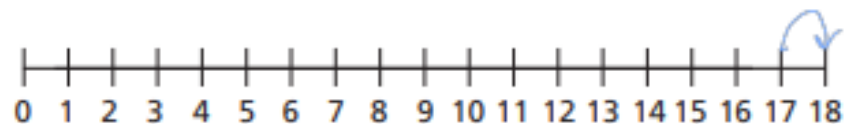
a) $2 + 13 =$ 15



b) $4 + 9 =$ 13



c) $1 + 17 =$ 18



Ask an adult to help you mark your work. How did you do?

Check your corrections with an adult.

Can you work out where you went wrong together?

Friday - PE

Follow the link to take part in the Cosmic
Yoga session.

Can you remember some of the moves from our
lessons earlier in the year?

<https://www.youtube.com/watch?v=bRgvrnuijdE>

Friday - Art

Follow the link and draw with Rob.

[#DrawWithRob 1 Gregosaurus - YouTube](#)

