



# Week 1 - Home Learning

Welcome to the year 1 home learning pack. Please click on the voice note before you begin.

Click here:



If you have any questions or need any help then please email your teacher. We would also love to see pictures of you completing your home learning. You can get in touch with us at:

[elizabethnorbury@partingtoncentralacademy.co.uk](mailto:elizabethnorbury@partingtoncentralacademy.co.uk)

[kirstythorbjornsen@partingtoncentralacademy.co.uk](mailto:kirstythorbjornsen@partingtoncentralacademy.co.uk)

# Weekly Timetable

Day	45 mins	45 Mins	45 Mins	Afternoon
Monday	Phonics/handwriting	English	Maths	PE &Project
Tuesday	Phonics/handwriting	English	Maths	PE &Project
Wednesday	Phonics/handwriting	English	Maths	PE &Project
Thursday	Phonics/handwriting	English	Maths	PE &Project
Friday	Phonics/handwriting	English	Maths	PE &Project

# Wednesday -Phonics

Say the sounds:

j

qu

y

v

x

z

Read the words:

w

jog zip web van yes box

# Wednesday -Phonics

Draw a line to the matching picture when you have read each word.

jam



vet

web



box



Quack



quack

zip



6



yell



Buzz



six



Match each word to the correct picture. If you can't print this page then just point to the screen.

# Wednesday - Phonics



Look at the pictures and write the word to match them.



# Wednesday-Reading

## Ditty 19: can I?

**Speed Sounds** - read the sounds (not the letter name)

ch x c i a n s g t p e o b

**Green Words** - read these words by blending the sounds together

can get box pop

chip chips choc chocs

**Red Words** - read these words but tell your child the word if they get stuck

I no of

Say the sounds

Sound out the green words

Read the read words - ask a grown up to help with these.

# Wednesday-Reading

can I get chips?

no

can I get pop?

no

can I get a box of chocs?

no




Read the ditty to a grown up.

Sound out the words to read them.

Ask for help with the red words if you need to.

# Wednesday - Handwriting

These are the long ladder letters:



Don't forget:



You can print the next slide and have a go at writing your letters with the correct formation.

Don't worry if you don't have a printer, just draw some lines on a piece of paper and focus on writing on the line.

Remember-  
all our  
lower case  
letters start  
on the line!





Wednesday - English

Copy and paste the website link into your Internet browser to access the lesson.

Lesson 1

You will need some paper or a work book for this session.

<https://classroom.thenational.academy/lessons/to-listen-to-and-respond-to-a-story-6gvpad>



Widgit Symbols © Widgit Software 2002-2020 www.widgit.com

Story time

The Magic Paintbrush

Wednesday - Maths

L- To use a number line

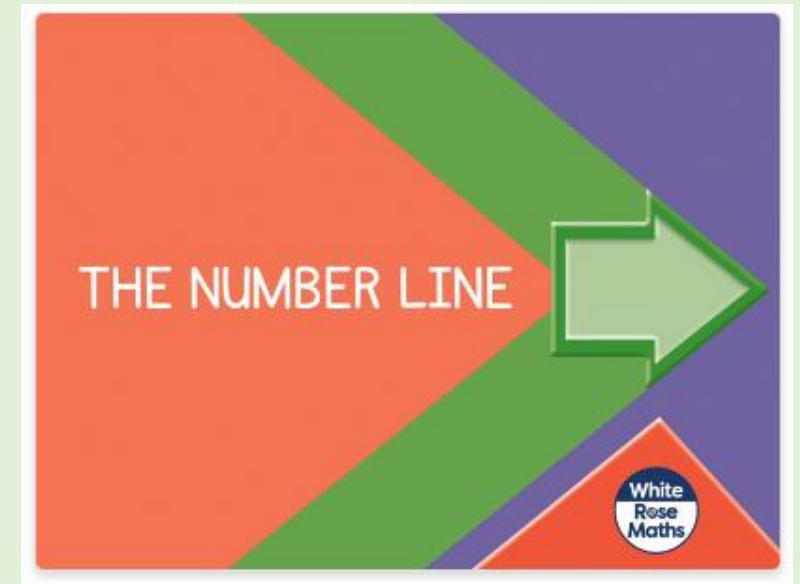
Warm up- what are the missing numbers?

		two		four	five			eight	nine	
<b>0</b>	<b>1</b>		<b>3</b>			<b>6</b>	<b>7</b>	<b>8</b>		<b>10</b>

Copy the link below into your Internet browser to access the lesson:

<https://whiterosemaths.com/homelearning/year-1/week-4/>

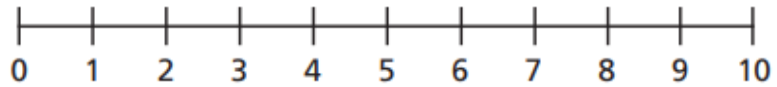
Scroll down and make sure you find the lesson pictured to the right.



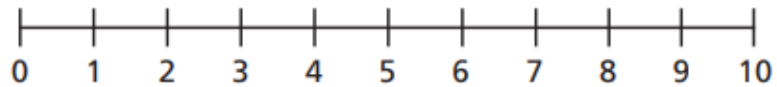
# Wednesday - Maths

## L- To use a number line

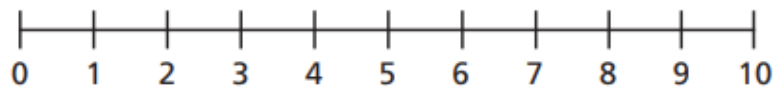
1 a) Circle the number 2



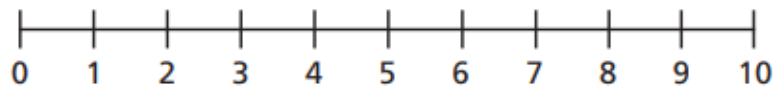
b) Circle one less than 5



c) Circle a number greater than 8

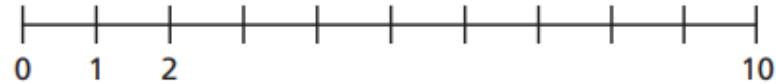


d) Circle the greatest number.

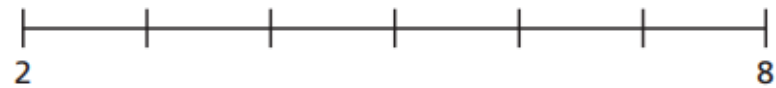


2 Complete the number lines.

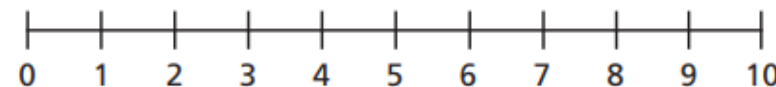
a)



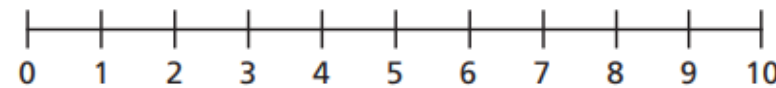
b)



3 a) How many jumps from one is five?



b) How many jumps from 2 is 8?







*Watch the video and have a go at the questions on the worksheet.*

*You can print this slide or write your answers on some paper.*

Wednesday - Maths

L- To use a number line

Write the numbers that come before and after.

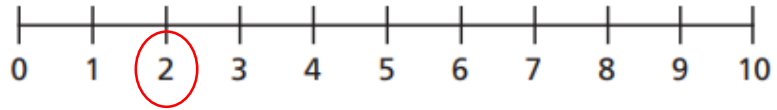


Challenge: If you are confident with numbers to 10, make yourself a number line to 20 and then use it to find one more and one less.

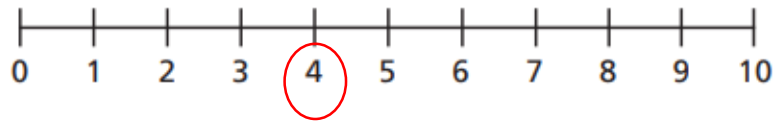
# Wednesday - Maths ANSWERS

## L- To use a number line

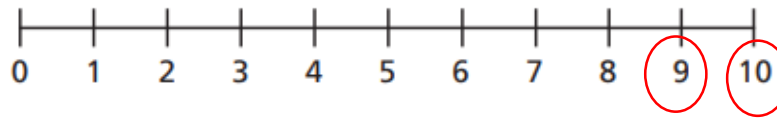
1 a) Circle the number 2



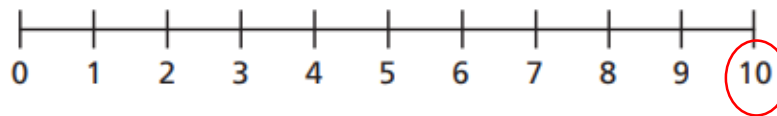
b) Circle one less than 5



c) Circle a number greater than 8



d) Circle the greatest number.



2 Complete the number lines.

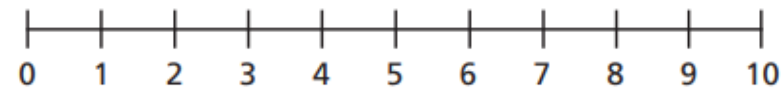
a)



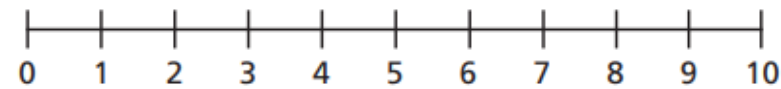
b)



3 a) How many jumps from one is five? 4



b) How many jumps from 2 is 8? 6



Ask an adult to help you mark your work. How did you do?






Check your corrections with an adult.

Can you work out where you went wrong together?

# Wednesday - Maths ANSWERS

## L- To use a number line

Write the numbers that come before and after.



Ask an adult to help you mark your work. How did you do?

Check your corrections with an adult.

Can you work out where you went wrong together?

# Wednesday - PE

Follow the link to take part in the Cosmic  
Yoga session.

Can you remember some of the moves from our  
lessons earlier in the year?

<https://www.youtube.com/watch?v=kRw6sGwN4U4>



# Wednesday - Science

Our current science topic is *materials*.  
Look at the materials on the next  
slides and complete the activities.


# What Does Material Mean?

Everything around us is made from a material.


Objects might be made from...




wood



fabric



glass



plastic



clay

Look around you. Find five objects and see if you know which material they are made from.



plastic

metal

fabric

*You could  
take a photo  
of this and  
email it to  
your teacher.*

*Find some things around  
your house and sort them  
into the three groups.*



# Thursday -Phonics

Say the sounds:

ck

sh

th

nk

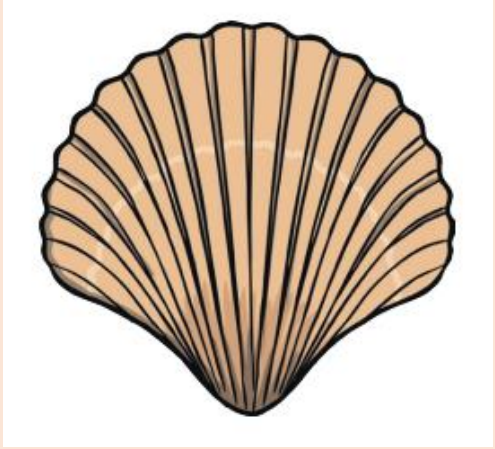
ng

ch



Read the words:

shop chip thing wink bring

# Thursday -Phonics



Look at the pictures and write the word to match them.



# Thursday - Reading

## Ditty 20: in the bath

**Speed Sounds** - read the sounds (not the letter name)

ng th sh ck s n b a w r e o  
p f t u i d l

**Green Words** - read these words by blending the sounds together

ship bath long fish in red fat and wet  
duck ducks

**Red Words** - read these words but tell your child the word if they get stuck

the me

Say the sounds

Sound out the green words

Read the read words - ask a grown up to help with these.

# Thursday -Reading

in the bath

1 red ship

2 fat ducks

3 long fish

and a wet me




Read the ditty to a grown up.

Sound out the words to read them.

Ask for help with the red words if you need to.

# Thursday- Handwriting

These are the one-arm robot letters: Don't forget:

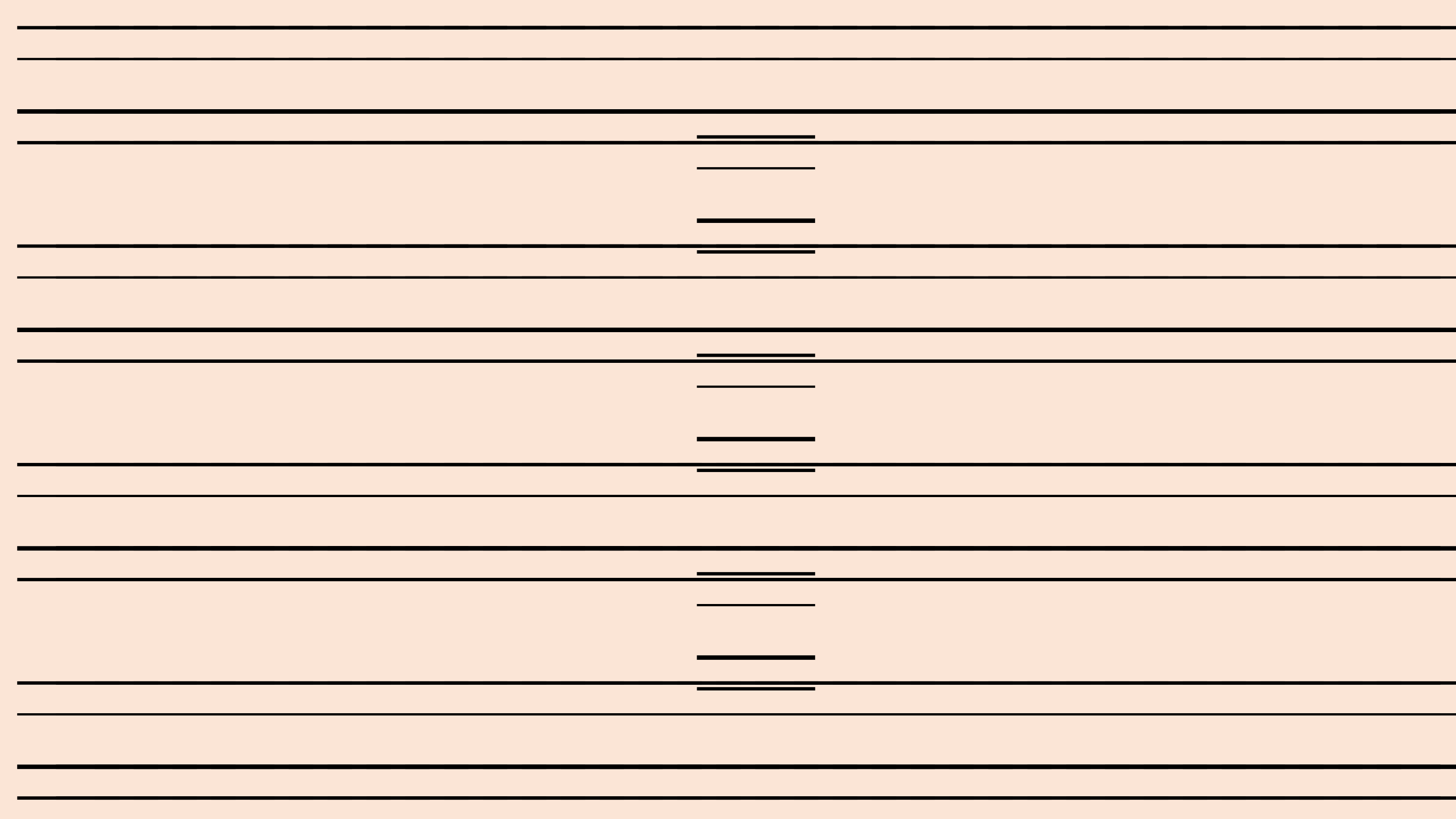


You can print the next slide and have a go at writing your letters with the correct formation.

Don't worry if you don't have a printer, just draw some lines on a piece of paper and focus on writing on the line.

Remember-  
all our  
lower case  
letters start  
on the line!





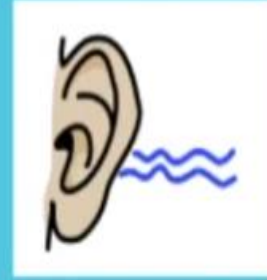
# Thursday - English

Copy and paste the website link into your Internet browser to access the lesson.

## Lesson 2

You will need some paper or a work book for this session.

<https://classroom.thenational.academy/lessons/to-tell-a-story-from-memory-60uk2t?activity=video&step=1>



Widgit Symbols © Widgit Software 2002-2020 www.widgit.com

# Hear and Map The Magic Paintbrush

# Thursday-Maths

L- To identify tens and ones in numbers to 20.

Warm up:

1) What number comes next? 9, 10, 11, \_\_\_\_

2) What number comes next? 20, 19, 18, \_\_\_\_

3) Which number is sixteen? 61 or 16

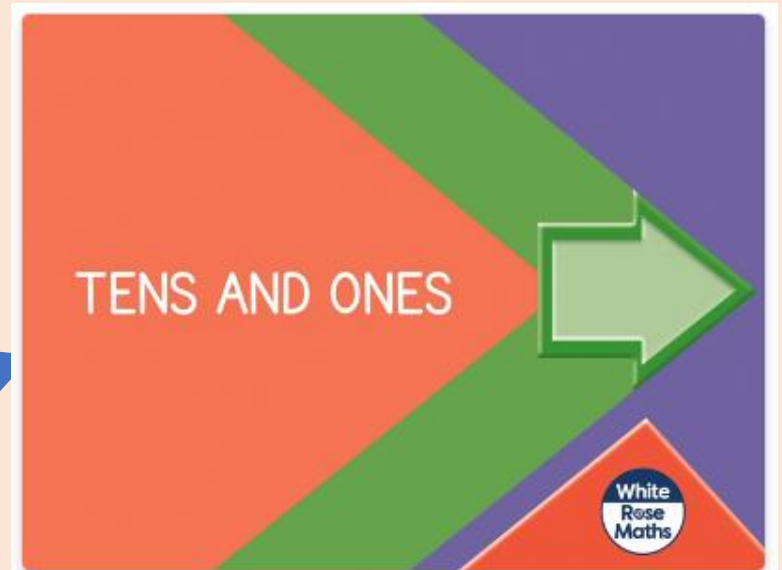
4) Find the mistake

11, 12, 13, 41, 15, 16

Copy the link below into your Internet browser to access the lesson:

<https://whiterosemaths.com/homelearning/year-1/week-11-number-place-value-within-20/>

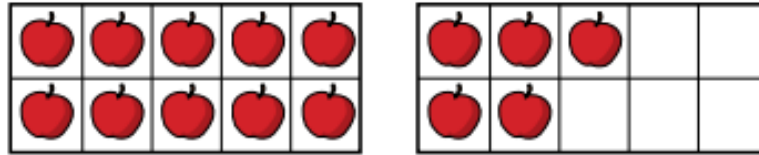
Scroll down and make sure you find the lesson pictured here (It is the one on the left).



Thursday - Maths

L- To identify tens and ones in numbers to 20.

**1** a) How many apples are there?



There is  ten and  ones.

There are  apples.

b) How many bees are there?



There is  ten and  ones.

There are  bees.

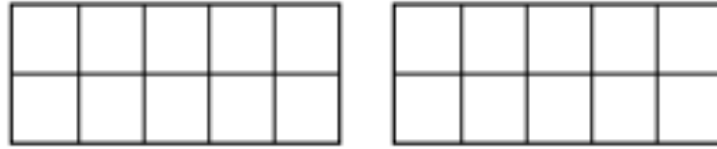
*Watch the video and have a go at the questions on the worksheet.*

*You can print this slide or write your answers on some paper.*

# Thursday - Maths

L- To identify tens and ones in numbers to 20.

2 Draw counters to show 1 ten and 3 ones.



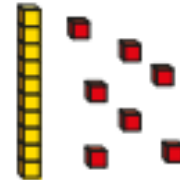
1 ten and 3 ones is equal to

3 Match the number sentences to the pictures.

1 ten and 7 ones



1 ten and 1 one



1 ten and 8 ones



Watch the video and have a go at the questions on the worksheet.

You can print this slide or write your answers on some paper.

Thursday - Maths

L- To identify tens and ones in numbers to 20.

4 Complete the sentences.

a) 1 ten and 6 ones =

b)  = 1 ten and 3 ones

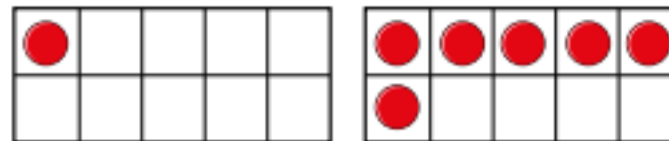
c) 15 =  ten and  ones

d) 2 tens =

e) 1 ten and 10 ones =

5 Is this true or false?

The ten frames show the number 16



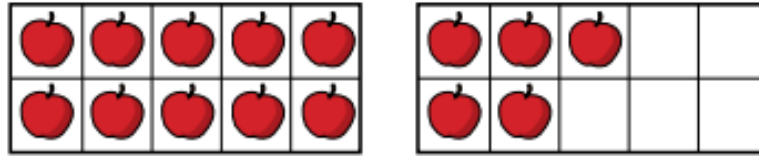
Watch the video and have a go at the questions on the worksheet.

You can print this slide or write your answers on some paper.

# Thursday - Maths ANSWERS

L- To identify tens and ones in numbers to 20.

1 a) How many apples are there?



There is  ten and  ones.

There are  apples.

b) How many bees are there?



There is  ten and  ones.

There are  bees.

Ask an adult to help you mark your work. How did you do?

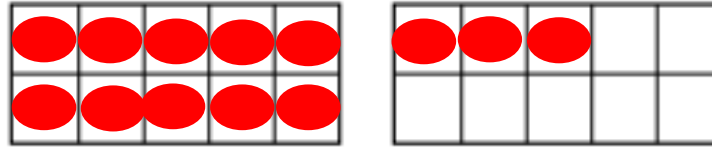
Check your corrections with an adult.

Can you work out where you went wrong together?

# Thursday - Maths ANSWERS

L- To identify tens and ones in numbers to 20.

2 Draw counters to show 1 ten and 3 ones.



1 ten and 3 ones is equal to


13

3 Match the number sentences to the pictures.


1 ten and 7 ones



1 ten and 1 one



1 ten and 8 ones



Ask an adult to help you mark your work. How did you do?

Check your corrections with an adult.

Can you work out where you went wrong together?



# Thursday - Maths ANSWERS

L- To identify tens and ones in numbers to 20.

4 Complete the sentences.

a) 1 ten and 6 ones =

b)  = 1 ten and 3 ones

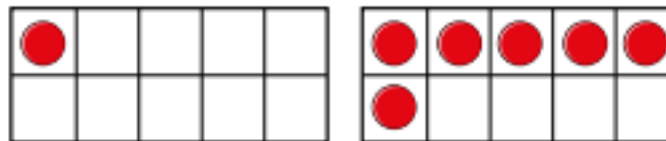
c) 15 =  ten and  ones

d) 2 tens =

e) 1 ten and 10 ones =

5 Is this true or false? **False**

The ten frames show the number 16



Ask an adult to help you mark your work. How did you do?

Check your corrections with an adult.

Can you work out where you went wrong together?

# Thursday - PE

Follow the link to take part in the Cosmic  
Yoga session.

Can you remember some of the moves from our  
lessons earlier in the year?

[https://www.youtube.com/watch?v=GM616bRA\\_uw](https://www.youtube.com/watch?v=GM616bRA_uw)

# Thursday - PSHE

## Looking after ourselves

There are lots of different things we need to do to look after ourselves. How do you look after yourself? Discuss with an adult how you look after yourself.

Can you draw a picture of some of the things you do to look after yourself?



# Friday -Phonics

Read the words:



lock




hush



sack



fish



ship




pack


# Friday -Phonics

Now read the nonsense words:


keb




fip



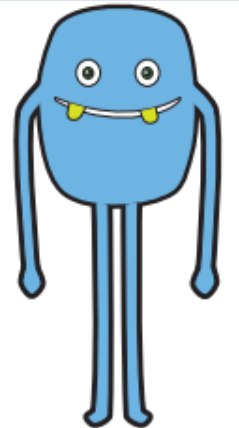
fot



ulp



pon



# Friday-Reading

Go to:

<https://www.oxfordowl.co.uk/login?active-tab=students>

Use our class logins to enter the site:

IKT login: pca1kt  
Password: pcayear1

IEN login: pca1en  
Password: pcayear1

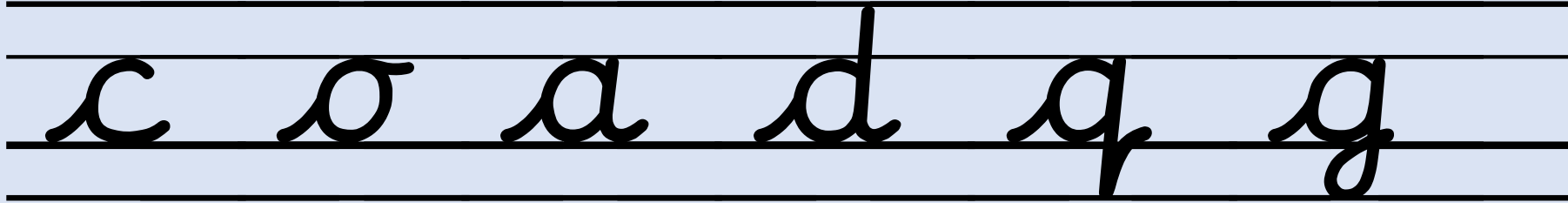
Read sound blending  
book 7. Say each sound  
and blend them together  
carefully.

[https://www.oxfordowl.co.uk/api/interactives/30667.h  
tml](https://www.oxfordowl.co.uk/api/interactives/30667.html)

# Friday- Handwriting

These are the curly caterpillar letters:


Don't forget:



You can print the next slide and have a go at writing your letters with the correct formation.

Don't worry if you don't have a printer, just draw some lines on a piece of paper and focus on writing on the line.

Remember-  
all our  
lower case  
letters start  
on the line!





# Friday - English


Copy and paste the website link into your Internet browser to access the lesson.

## Lesson 3

You will need some paper or a work book for this session.



<https://classroom.thenational.academy/lessons/to-explore-the-main-moods-in-the-story-61k3ac?activity=video&step=1>

My jokes are \_\_\_\_\_.



Cedric had a dance at the \_\_\_\_\_.

Ma Liang made the people \_\_\_\_\_.



The king was \_\_\_\_\_.

Own images used

that's right

# Friday-Maths

L- To identify tens and ones in numbers to 20.

Warm up:  $6 + 4 =$

$$9 - 5 =$$

$$3 + 5 =$$

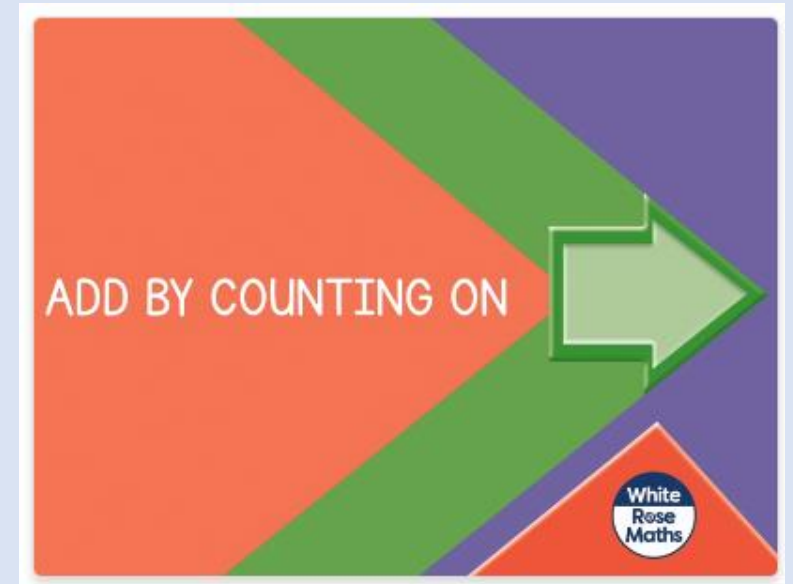
$$7 - 2 =$$

$$6 + 5 =$$

Copy the link below into your Internet browser to access the lesson:

<https://whiterosemaths.com/homelearning/year-1/week-2-number-addition-and-subtraction-within-20/>

Make sure you find the lesson pictured here (It is the second one).



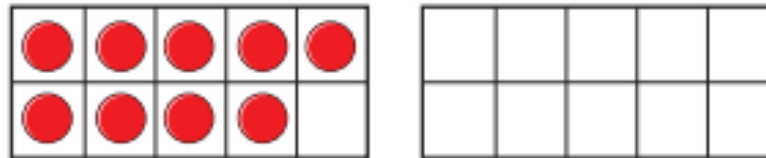
Friday - Maths

L- To add by counting on.

- 1 There are 9 children on the bus.  
5 more children get on the bus.



How many children are on the bus now?  
Complete the ten frames and the sentences.



$$\square + \square = \square$$

There are  children on the bus now.

Watch the video  
and have a go  
at the questions  
on the  
worksheet.

You can print  
this slide or  
write your  
answers on  
some paper.

Friday - Maths

L- To add by counting on.

- 2 Eva has 4 coins.  
Jack gives her 7 more coins.  
How many coins does Eva have now?  
Draw on the number line and complete  
the sentences.



$$\square + \square = \square$$

Eva has  coins now.

Watch the video  
and have a go  
at the questions  
on the  
worksheet.

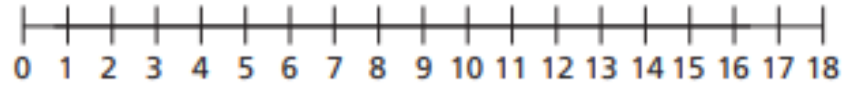
You can print  
this slide or  
write your  
answers on  
some paper.

Friday - Maths

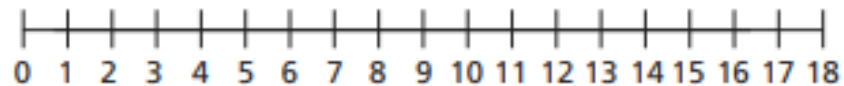
L- To add by counting on.

Use the number lines to work out the additions.

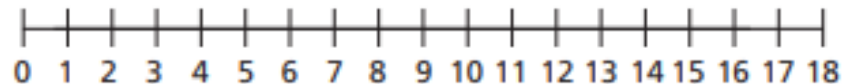
a)  $2 + 13 =$



b)  $4 + 9 =$



c)  $1 + 17 =$




Watch the video and have a go at the questions on the worksheet.

You can print this slide or write your answers on some paper.

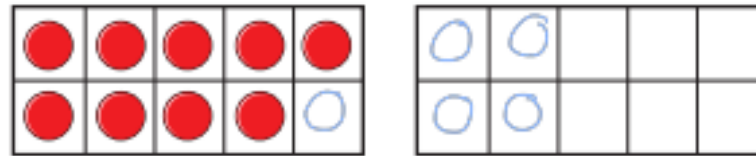
# Friday - Maths ANSWERS

L- To add by counting on.

- 1 There are 9 children on the bus.  
5 more children get on the bus.



How many children are on the bus now?  
Complete the ten frames and the sentences.



$$\boxed{9} + \boxed{5} = \boxed{14}$$

There are  $\boxed{14}$  children on the bus now.

Ask an adult to help you mark your work. How did you do?

Check your corrections with an adult.

Can you work out where you went wrong together?

# Friday - Maths ANSWERS

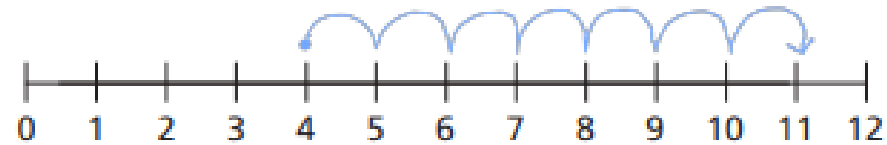
L- To add by counting on.

2 Eva has 4 coins.

Jack gives her 7 more coins.

How many coins does Eva have now?

Draw on the number line and complete the sentences.



$$\boxed{4} + \boxed{7} = \boxed{11}$$

Eva has  $\boxed{11}$  coins now.



Ask an adult to help you mark your work. How did you do?

Check your corrections with an adult.

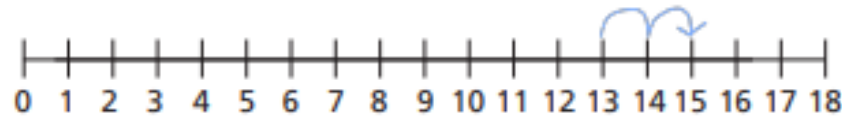
Can you work out where you went wrong together?

# Friday - Maths ANSWERS

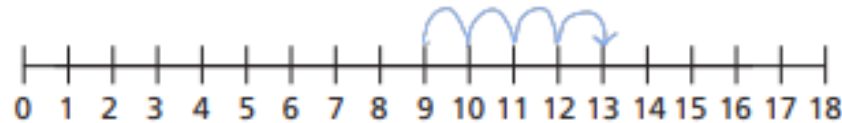
L- To add by counting on.

Use the number lines to work out the additions.

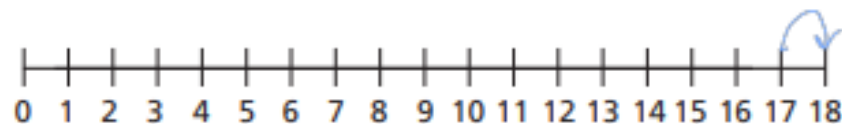
a)  $2 + 13 =$  15



b)  $4 + 9 =$  13



c)  $1 + 17 =$  18



Ask an adult to help you mark your work. How did you do?

Check your corrections with an adult.

Can you work out where you went wrong together?



# Friday - PE

Follow the link to take part in the Cosmic  
Yoga session.

Can you remember some of the moves from our  
lessons earlier in the year?

<https://www.youtube.com/watch?v=bRgvrnuijdE>

# Friday - Art

Follow the link and draw with Rob.

[#DrawWithRob 1 Gregosaurus - YouTube](#)

