



# Week 1 - Home Learning

Welcome to the year 2 home learning pack  
If you have any questions or need any help then please email your teacher. We would also love to see pictures of you completing your home learning. You can get in touch with us at:

[gabriellasteelejones@partingtoncentralacademy](mailto:gabriellasteelejones@partingtoncentralacademy)

# Weekly Timetable

Day	45 mins	45 Mins	45 Mins	Afternoon
Monday	Phonics/reading	English	Maths	PE &Project
Tuesday	Phonics/reading	English	Maths	PE &Project
Wednesday	Phonics/reading	English	Maths	PE &Project
Thursday	Phonics/reading	English	Maths	PE &Project
Friday	Phonics/reading	English	Maths	PE &Project

# Spelling/Phonics

Head to this website link to access daily phonics lessons.

<https://www.youtube.com/c/RuthMiskinTrainingEdu/playlists>

The screenshot shows the YouTube channel page for Ruth Miskin Training. At the top, there is a yellow banner with the text "Read Write Inc. Get reading. Keep reading. Change everything." and a "Click here for more information" link. Below the banner, the channel name "Ruth Miskin Training" is displayed with a logo and "73.5K subscribers". A red "SUBSCRIBE" button is visible. The navigation menu includes "HOME", "VIDEOS", "PLAYLISTS", "COMMUNITY", "CHANNELS", and "ABOUT". The "PLAYLISTS" section is active, showing a list of created playlists. The first playlist is "Read and Hold a Sentence 1", which is updated today and has a "VIEW FULL PLAYLIST" link. Other playlists include "Read Red Words", "Reading Longer Words", "Set 3 Speed Sounds", and "Set 2 Lessons". A video thumbnail for "Read and Hold a Sentence 1 - Lesson 1" is also visible, showing a teacher writing on a whiteboard.

# Wednesday - Reading

Copy and paste the website link into internet browser to access

<https://www.oxfordowl.co.uk/login?active-tab=students>

Login using the log in details below:

User name: pca2gj  
Password: year2



Once you have logged in, find the book "Jam tarts". Practise reading the story green words on page 6 and red words on page 8. Try to increase your speed on reading these words to help you read the text tomorrow.

<https://www.oxfordowl.co.uk/api/interactives/29290.h>

# Wednesday - English

LO: to listen to an information text and answer questions.

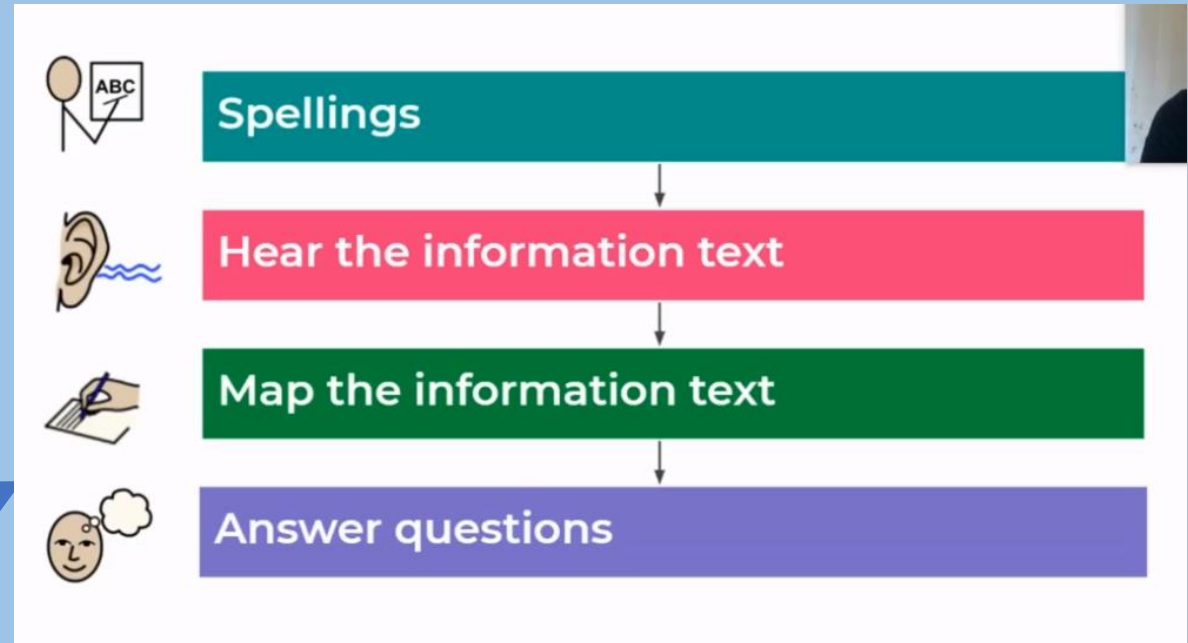
Copy and paste the website link into internet browser to access.

## Lesson 1

Write all work into your workbook or on a piece of paper.

<https://classroom.thenational.academy/lessons/to-listen-to-an-information-text-and-answer-questions-6ctp2r>

This half term we will be learning about non chronological reports. In the first lesson of this unit we will listen to an information text called 'All about witches'.





# Wednesday - Maths


L- To understand fact families

Warm up

What is represented here?


1) 

2) 

3) 

Click on the link below  
to access the learning  
for today

<https://whiterosemaths.com/homelearning/year-2/week-5>



Fact Families

FACT FAMILIES -  
ADDITION AND  
SUBTRACTION BONDS  
TO 20

09:16

White


CC

# Wednesday - Maths

## L- To understand fact families

1 What number bonds to 20 are represented?

The first one has been done for you.

a)   $15 + 5 = 20$

b) 

c) 

d) How many other number bonds to 20 can you make using counters and ten frames?

2 Complete the fact family.

a)  $15 + 2 = 17$      $17 - 15 = \square$

$17 = 15 + 2$      $\square = \square - \square$

$2 + 15 = \square$      $\square - \square = \square$

$\square = \square + \square$      $\square = \square - \square$

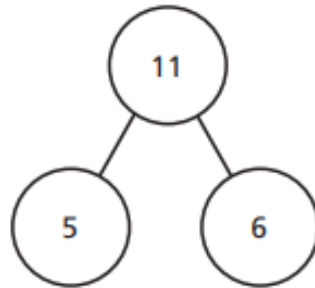
b)



$2 - 17 = 15$  should be in the fact family.

Explain why Rosie is wrong.

3 Complete the number sentences for the part-whole model.



$\square + \square = \square$

$\square - \square = \square$

$\square + \square = \square$

$\square - \square = \square$

Are there any other number sentences in this fact family?

Talk about it with a partner.

After you have watched the video have a go at the questions on the worksheet. Answer in your books.

Wednesday - Maths

L- To understand fact families

Question	Answer
1	b) $12 + 8 = 20$ c) $7 + 13 = 20$ d) There are 21 possible number bonds to 20. Children may work systematically to find them all.
2	a) $15 + 2 = 17$ $17 = 15 + 2$ $2 + 15 = 17$ $17 = 2 + 15$ $17 - 15 = 2$ $2 = 17 - 15$ $17 - 2 = 15$ $15 = 17 - 2$ b) In the subtraction, the larger number needs to come first, so the correct subtraction is $17 - 2 = 15$
3	$5 + 6 = 11$ $11 - 5 = 6$ $6 + 5 = 11$ $11 - 5 = 6$ The other number sentences are: $11 = 5 + 6$ $6 = 11 - 5$ $11 = 6 + 5$ $6 = 11 - 5$

Ask an adult to help you mark your work. How did you do?

Check your corrections with an adult.

Can you work out where you went wrong together?

If you had a wobble access this link to further support your learning

<https://www.bbc.co.uk/bitesize/articles/zkd98xs>



# Wednesday - Science

L- to understand the characteristics of living things.

In this lesson, we will learn what the acronym MRS NERG stands for and learn each of the characteristics of living things. We will then identify and sort a range of living and non-living things.

Copy and paste the website link into internet browser to access.

## Lesson 1

Write all work into your workbook or on a piece of paper.

### Lesson Agenda

Star words

Mrs Nerg

Living or non-living

Sorting activity

End of lesson quiz

<https://classroom.thenational.academy/lessons/what-are-the-characteristics-of-living-things-70u30c>

# Wednesday - Science

L- to understand the characteristics of living things.

Write all work into your workbook or on a piece of paper.

M \_\_\_\_\_  
R \_\_\_\_\_  
S \_\_\_\_\_  
N \_\_\_\_\_  
E \_\_\_\_\_  
R \_\_\_\_\_  
G \_\_\_\_\_

 Can you sort the pictures into living and non-living things?

<u>Living</u>	<u>Non-living</u>



Pixabay 3

Wednesday - PE

Copy and paste the website link into internet browser to access.

Lesson 1



[Go On A Safari Adventure! 🐾 Yoga Club \(Week 21\) | Cosmic Kids - YouTube](#)

# Thursday - Spelling/Phonics

Head to this website link to access daily phonics lessons.

<https://www.youtube.com/c/RuthMiskinTrainingEdu/playlists>

The screenshot shows the YouTube channel page for Ruth Miskin Training. At the top, there is a banner for 'Read Write Inc.' with the tagline 'Get reading. Keep reading. Change everything.' and a link for more information. Below the banner, the channel name 'Ruth Miskin Training' is displayed with a logo and '73.5K subscribers'. A red 'SUBSCRIBE' button is visible. The navigation menu includes HOME, VIDEOS, PLAYLISTS (which is selected), COMMUNITY, CHANNELS, and ABOUT. Under the 'Created playlists' section, several playlists are listed: 'Read and Hold a Sentence', 'Read Red Words', 'Read Longer Words', 'Set 3 Lessons', and 'Set 2 Lessons'. Each playlist entry includes a thumbnail, the title, 'Updated today', and a 'VIEW FULL PLAYLIST' link. A video player is partially visible on the right, showing a woman writing on a whiteboard with a grid of letters.

# Thursday - Reading

Copy and paste the website link into internet browser to access

<https://www.oxfordowl.co.uk/login?active-tab=students>

Login using the log in details below:

User name: pca2gj  
Password: year2



Once you have logged in, find the book "Jam tarts" again and read pages 9-16 .

<https://www.oxfordowl.co.uk/api/interactives/29290.html>

# Thursday - English

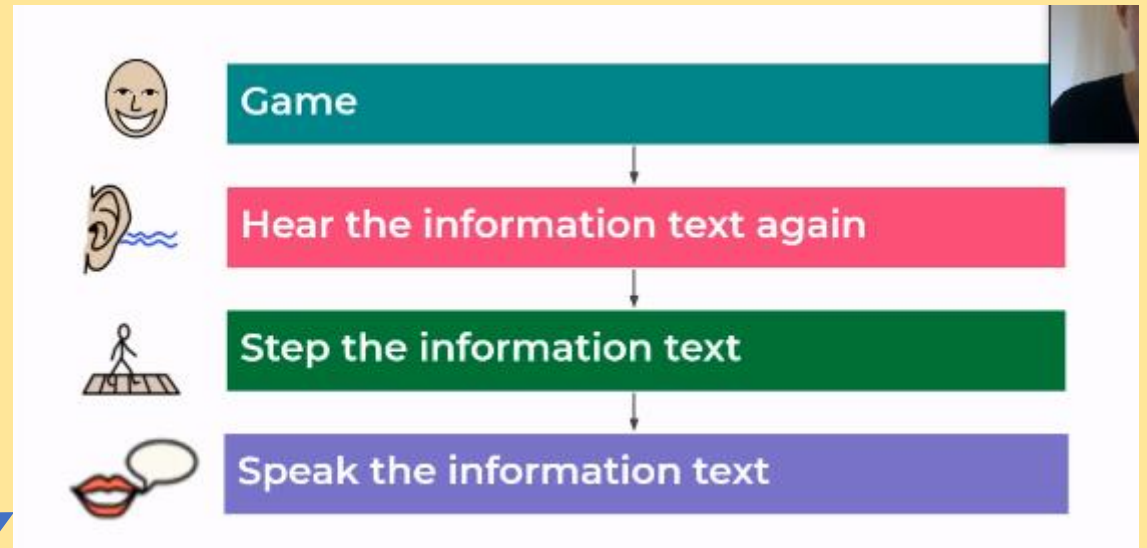
LO: to tell an information text from memory.

Copy and paste the website link into internet browser to access.

## Lesson 2

Write all work into your workbook or on a piece of paper.

In this lesson we will memorise our information text by stepping it and speaking it.



<https://classroom.thenational.academy/lessons/to-tell-an-information-text-from-memory-6rvker>

# Thursday - Maths

L- To understand how to check calculations.

Warm up

1) Find the mistake in this fact family.

$$15 = 7 + 8$$

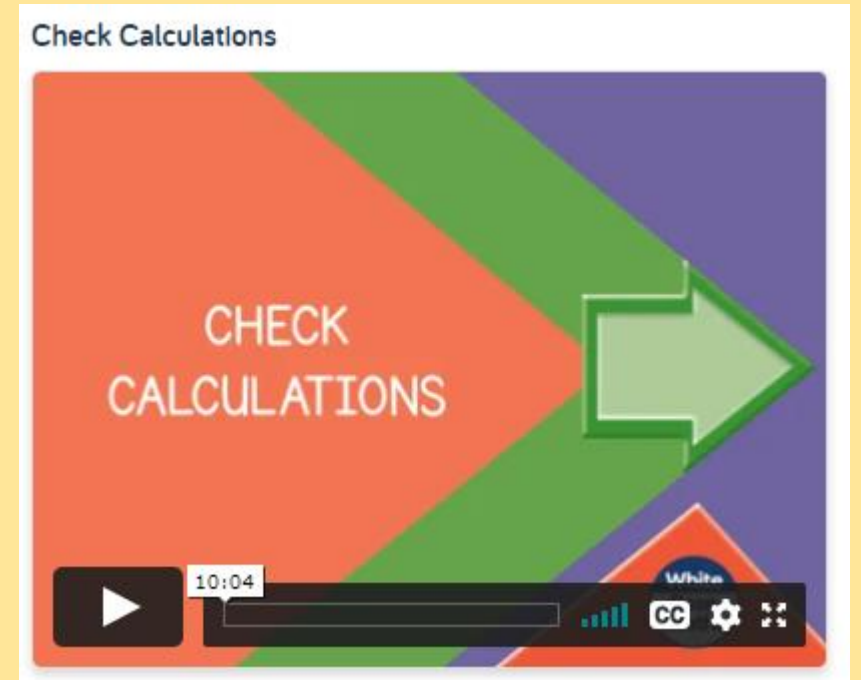
$$15 = 8 + 7$$

$$8 - 7 = 15$$

$$15 - 8 = 7$$

Click on the link below to access the learning for today

<https://whiterosemaths.com/homelearning/year-2/week-5>



Check calculations

1 Draw counters to represent each calculation.

a)  $13 + 3 = 16$



b)  $4 + 9 = 13$



c)  $15 - 1 = 14$



d)  $20 - 12 = 8$



- 2 A bag of sweets has 8 red sweets and 3 yellow sweets.



There are 12 sweets altogether.

Is Dora correct? \_\_\_\_\_

Draw a picture to show how you know.

- 3 Circle the calculations that can be used to check  $14 + 3 = 17$

$14 - 3$

$17 - 3$

$3 - 14$






$17 - 14$

After you have watched the video have a go at the questions on the worksheet. Answer in your books.



# Thursday - Maths

L- To understand how to check calculations.

Question	Answer
1	a)  b)  c)  d) 
2	No, Dora is incorrect. picture showing $8 + 5 = 11$ , e.g: 
3	$14 - 3$ $17 - 3$ $3 - 14$ $17 - 14$

Ask an adult to help you mark your work. How did you do?

Check your corrections with an adult.

Can you work out where you went wrong together?

If you had a wobble access this link to further support your learning

[Checking calculations using the inverse operation - KS2 Maths - BBC Bitesize](#)

# Thursday - Geography

L- to be able to understand where the world's people live.

In this lesson we will be starting a new geography unit! We will be learning all about different settlement types, including villages, towns and cities. Today we will learn about the population of earth, and where people can be found around the world.

Copy and paste the website link into internet browser to access.

## Lesson 1

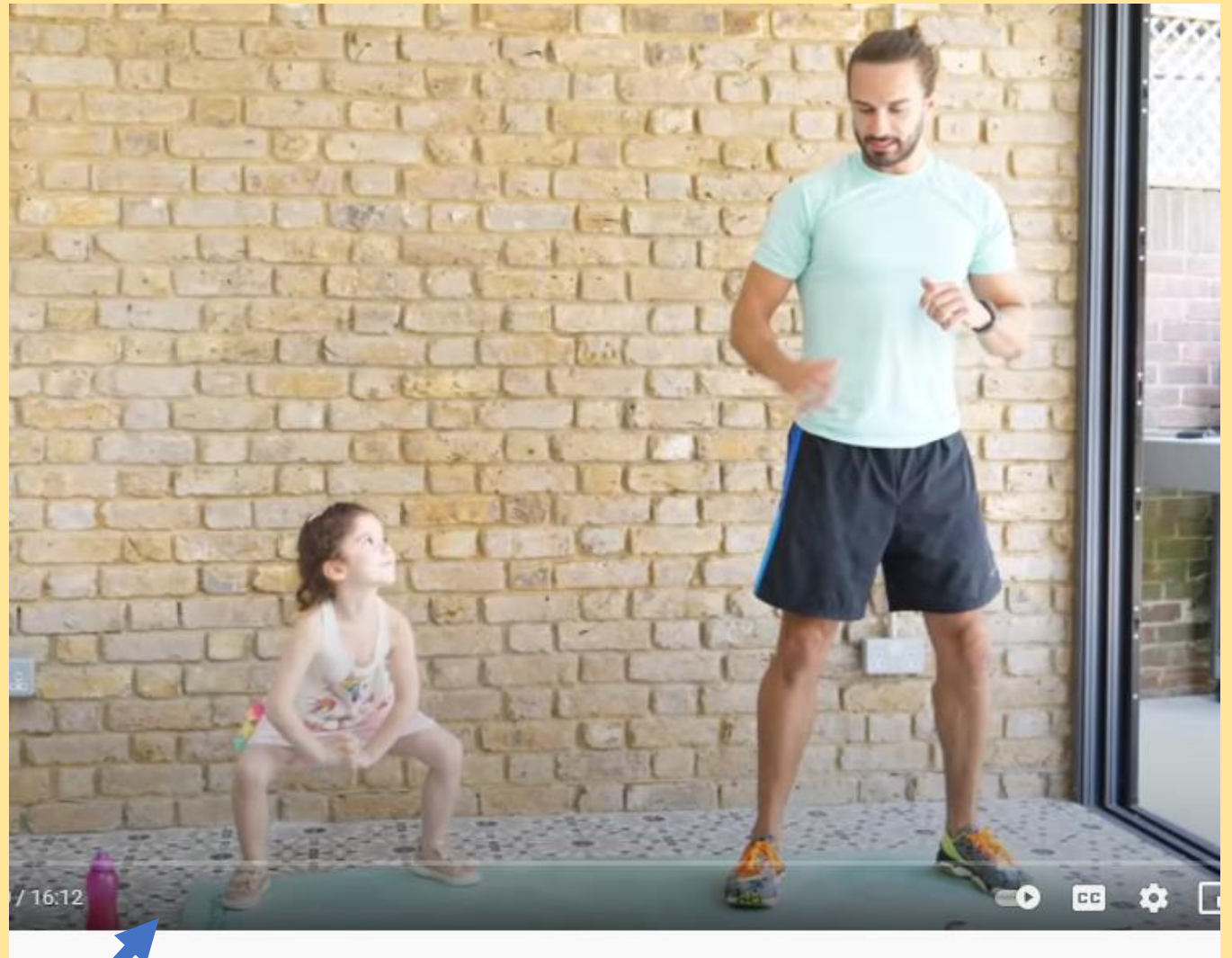
<https://classroom.thenational.academy/lessons/where-are-the-worlds-people-6hj3er>



Thursday - PE

Copy and paste the website link into internet browser to access.

Lesson 2



[Kids Beginners Workout | The Body Coach - YouTube](#)

# Thursday - PSHE



We are learning that we all have feelings



We will be able to:

- ✓ recognise different feelings in ourselves and others
- ✓ identify that people can feel differently about things and situations
- ✓ explain who can help us with our feelings

# Thursday - PSHE

*We all have feelings:*

*What's our starting point?*

*Meet Maz. Maz is an alien.*

*Maz is visiting earth to discover more about humans. Today Maz wants to learn all about feelings.*

*If you were telling Maz all about feelings, what would you say and talk about?*



# Thursday - PSHE

## Naming and recognising feelings

Read the words from the Feelings vocabulary cards (Resource 1 in your pack). Choose some of words to think about.

- Where in his body might Maz experience this feeling?
- What might happen to his face when he feels it?
- What might happen to his body when he feels it?

Look in a mirror and act out the feeling as if you are showing Maz.



happy	uncomfortable	excited
sad	angry	bored
calm	upset	scared
silly	worried	shy
confused	embarrassed	lonely
ashamed	confident	grumpy
comfortable	nervous	

# Thursday - PSHE

## What are they feeling?



Help the characters identify their feelings. There are 5 stories to read.

1. Read Mia's story.

What different feelings might she be experiencing?

Mia's dad works in another country. Tonight she will get to video call her dad for the first time in ages.

- Her tummy is tingling
- She can't keep still and jumps around a lot
- Her voice is very loud



Feeling: .....

# Thursday - PSHE



## What are they feeling?

2. Read Jade's story.

What different feelings might she be experiencing?

Jade's favourite song is playing on the radio

- She smiles
- Her body is relaxed and calm
- She laughs at her little brother's dancing



Feeling: .....



# Thursday - PSHE

## What are they feeling?



3. Read Carlo's story.

What different feelings might he be experiencing?

Carlos has got his best score ever on this week's spelling test. He knows he's getting better and is pleased that he practised.

- He stands up tall
- His body is calm
- He smiles and laughs

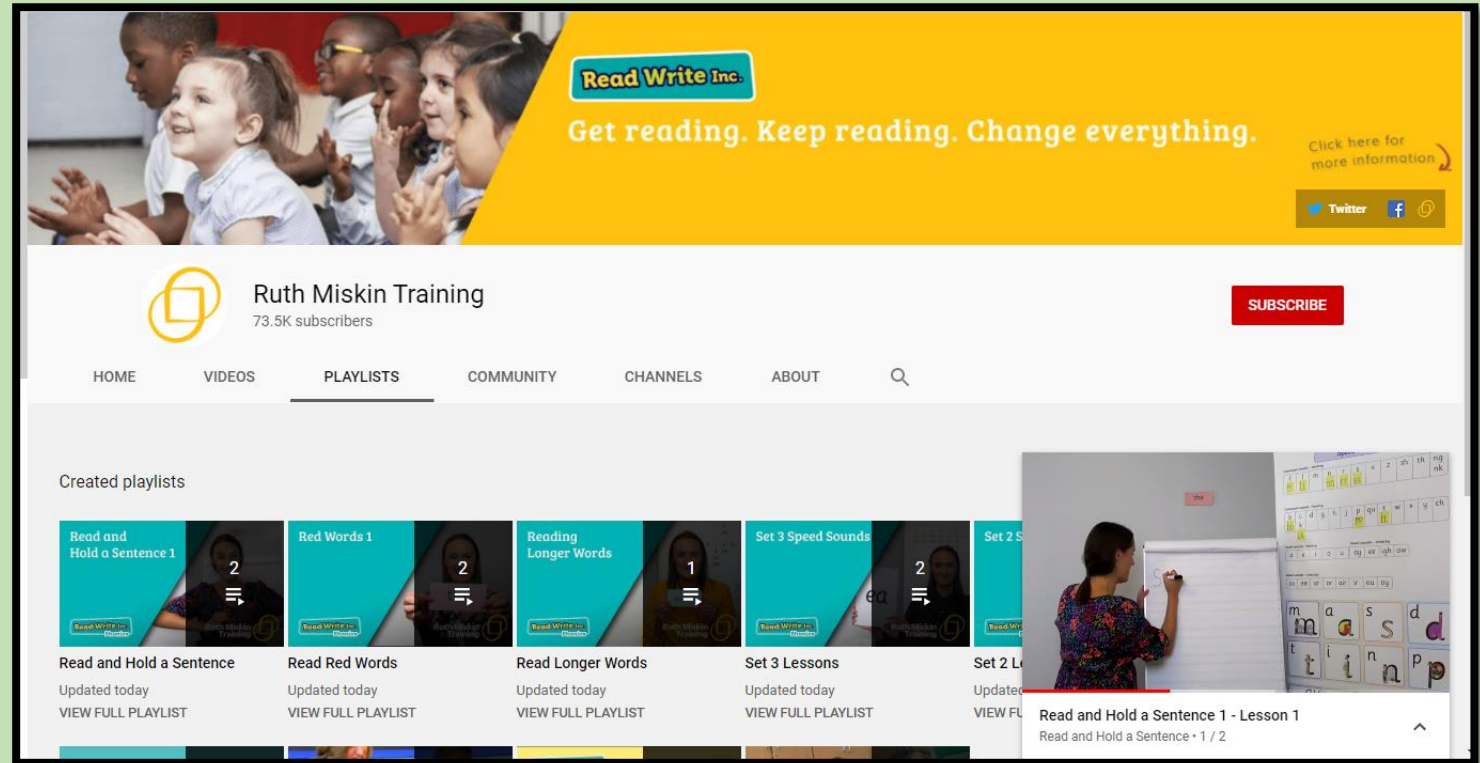


Feeling: .....

# Friday - Spelling/Phonics

Head to this website link to access daily phonics lessons.

<https://www.youtube.com/c/RuthMiskinTrainingEdu/playlists>



The screenshot shows the YouTube channel page for Ruth Miskin Training. At the top, there is a banner for 'Read Write Inc.' with the tagline 'Get reading. Keep reading. Change everything.' and a 'Click here for more information' link. Below the banner, the channel name 'Ruth Miskin Training' is displayed with a logo and '73.5K subscribers'. A red 'SUBSCRIBE' button is visible. The navigation menu includes 'HOME', 'VIDEOS', 'PLAYLISTS', 'COMMUNITY', 'CHANNELS', and 'ABOUT'. The 'Created playlists' section features several video thumbnails with titles like 'Read and Hold a Sentence 1', 'Read Red Words 1', 'Reading Longer Words', 'Set 3 Speed Sounds', and 'Set 2 L'. A video player is partially visible on the right, showing a woman writing on a whiteboard with a grid of letters.

# Friday - Reading

Copy and paste the website link into internet browser to access

<https://www.oxfordowl.co.uk/login?active-tab=students>

Login using the log in details below:

User name: pca2gj  
Password: year2



Once you have logged in, find the book "Jam tarts" again and re-read pages 9-16 to build your fluency and try and answer the questions on page 17.

<https://www.oxfordowl.co.uk/api/interactives/29290.h>

# Friday - English

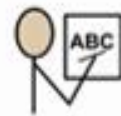
LO: to use descriptive phrases.

Copy and paste the website link into internet browser to access.

## Lesson 3

Write all work into your workbook or on a piece of paper.

In this lesson we will create our very own witch and draw them! Then we will label our witch with descriptive phrases.



Spellings



Create a witch



Read descriptive phrases



Draw your own witch and label with descriptive phrases

<https://classroom.thenational.academy/lessons/to-use-descriptive-phrases-6xhkcd>


# Friday - Maths

L- To compare number sentences.

Warm up

True or false?

$$12 + 5 < 12 + \square$$



The number in the box must be greater than 5

Click on the link below to access the learning for today

<https://whiterosemaths.com/homelearning/year-2/week-5>



# Friday - Maths

L- To compare number sentences.

## Compare number sentences

White  
Rose  
Maths

- 1 Mo has 4 blue sweets and 3 pink sweets.



Rosie has 4 blue sweets and 5 pink sweets.




Who has more sweets? \_\_\_\_\_

Explain how you know.



- 2 Colour the bar models to show that  $3 + 6 = 8 + 1$



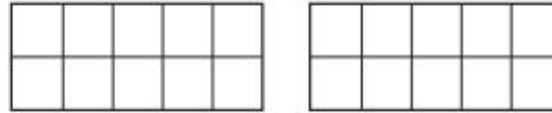
Write one more calculation that gives the same answer.

\_\_\_\_\_

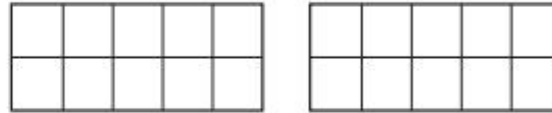
Compare answers with a partner.



- 3 Draw counters to show  $9 + 3$



Draw counters to show  $9 + 4$



Write  $<$ ,  $>$  or  $=$  to make the statement correct.

$$9 + 3 \bigcirc 9 + 4$$

- 4 Write  $<$ ,  $>$  or  $=$  to make the statements correct.

a)  $3 + 5 \bigcirc 3 + 9$



b)  $7 + 2 \bigcirc 4 + 2$

c)  $10 + 5 \bigcirc 9 + 6$

After you have watched the video have a go at the questions on the worksheet. Answer in your books.

# Friday - Maths

L- To compare number sentences.

Question	Answer
1	Rosie They have the same number of blue sweets, but Rosie has more pink sweets, so her total must be greater.
2	 addition with total of 9, e.g. $2 + 7$ Children are likely to have different answers.
3	 $9 + 3 < 9 + 4$
4	a) $<$ b) $>$ c) $=$

Ask an adult to help you mark your work. How did you do?

Check your corrections with an adult.

Can you work out where you went wrong together?

If you had a wobble access this link to further support your learning

[Comparing number sentences - Year 2 - P3 - Maths - Catch Up Lessons - Home Learning with BBC Bitesize - BBC Bitesize](#)

Friday - PE

Copy and paste the website link into internet browser to access.

Lesson 3



#KIDZBOP #DanceAlong #DanceAlongVideos

34 Minutes of KIDZ BOP Dance Along Videos

[34 Minutes of KIDZ BOP Dance Along Videos - YouTube](#)