



THE DEAN TRUST  
Partington Central Academy

# Week 2 - Home Learning

Welcome to the year 1 home learning pack. Please click on the voice note before you begin.

Click here:



If you have any questions or need any help then please email your teacher. We would also love to see pictures of you completing your home learning. You can get in touch with us at:

[elizabethnorbury@partingtoncentralacademy.co.uk](mailto:elizabethnorbury@partingtoncentralacademy.co.uk)

[kirstythorbjornsen@partingtoncentralacademy.co.uk](mailto:kirstythorbjornsen@partingtoncentralacademy.co.uk)

# Weekly Timetable

Day	45 mins	45 Mins	45 Mins	Afternoon
Monday	Phonics/handwriting	English	Maths	PE &Project
Tuesday	Phonics/handwriting	English	Maths	PE &Project
Monday	Phonics/handwriting	English	Maths	PE &Project
Tuesday	Phonics/handwriting	English	Maths	PE &Project
Wednesday	Phonics/handwriting	English	Maths	PE &Project

# Monday -Phonics

Say the sound:



ir

Read the words:

girl


bird

third

whirl

twirl

dirt



# Monday -Phonics

Choose 3 of the words and have a go at writing them in a sentence:

girl


bird

third

whirl

twirl

dirt



Now read the nonsense words:

bripr

mird

flirp

shirm

# Monday -Phonics


Read the sentences:

*The* bird is in the tree.

I can *whirl* and *twirl*.

I *was* *third* in *the* race.

Click here first:



Challenge:

How many words can you think of with the *ir* spelling in them?

# Monday-Reading

Important:



Go to:

<https://www.oxfordowl.co.uk/login?active-tab=students>

Use our class logins to enter the site:

IKT login: pca1kt  
Password: pcayear1

IEN login: pca1en  
Password: pcayear1




Find the book "Jam Tarts" Read pages 4, 5, 6, 7 & 8. Check you know all the story green words and all the red words. Discuss page 7 with a grown up to make sure you know what the words mean. Now go to page 19. How fast can you read the speedy green words?

<https://www.oxfordowl.co.uk/api/interactives/29290.html>

# Monday - Handwriting

Don't forget:



 Look and say	 Look, say and write	 Cover and write
<i>but</i>		
<i>put</i>		
<i>the</i>		
<i>to</i>		

Remember-  
all our  
lower case  
letters start  
in the same  
place!

# Monday - English

Copy and paste the website link into your Internet browser to access the lesson.

## Lesson 4

You will need some paper or a work book for this session.

<https://classroom.thenational.academy/lessons/to-use-the-past-tense-ed-6xhp6d>

English

**LO: To use the past tense (ed)**

Lesson 4 of 10



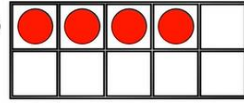
# Monday - Maths

## L- To find fact families

### Warm up-

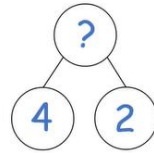
1) Which is the addition symbol? = + - < >

2) How many counters?



3) One more than 7 is ?

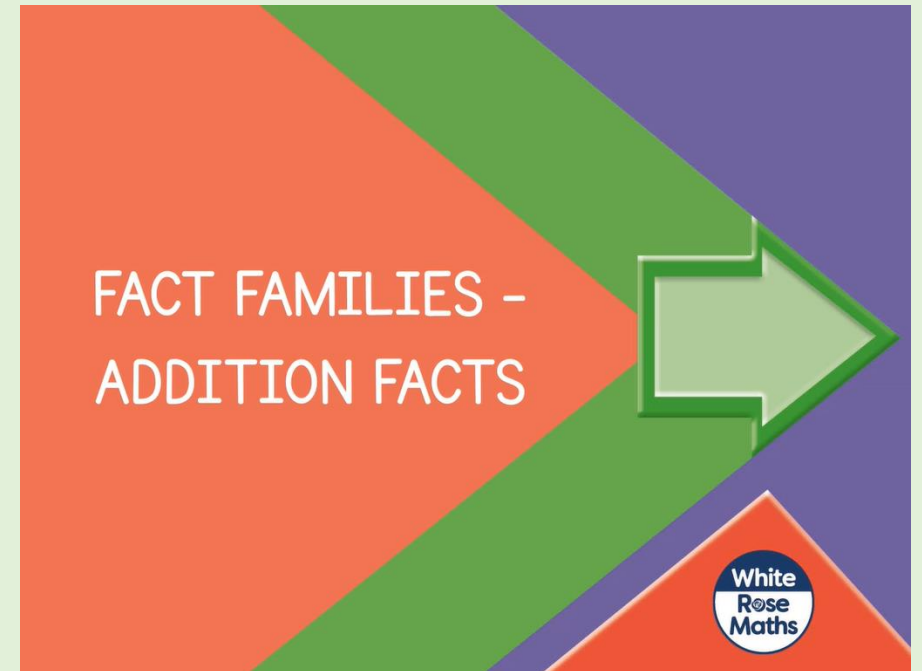
4) What is the missing amount?



Copy the link below into your Internet browser to access the lesson:

<https://whiterosemaths.com/homelearning/year-1/week-6-number-addition-subtraction/>

*Make sure you find the lesson pictured to the right.*

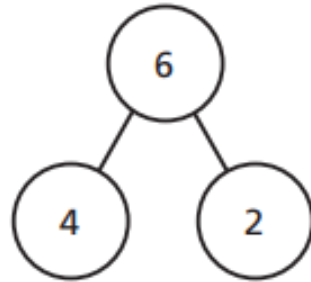


# Monday - Maths

## L- To find fact families

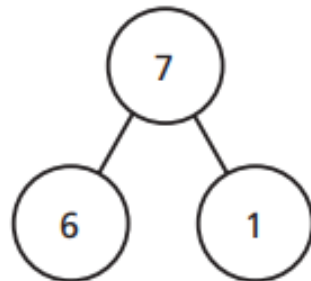
1 Complete the fact families.

a)



$$\begin{array}{l} \square + \square = \square \\ \square + \square = \square \\ \square = \square + \square \\ \square = \square + \square \end{array}$$

b)



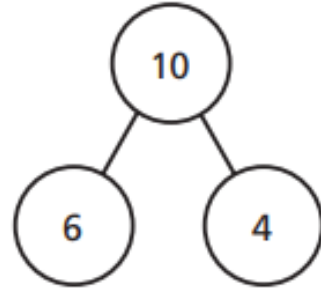
$$\begin{array}{l} \square + \square = \square \\ \square + \square = \square \\ \square = \square + \square \\ \square = \square + \square \end{array}$$

Watch the video and have a go at the questions on the worksheet.

You can print this slide or write your answers on some paper.

Monday - Maths  
L- To find fact families

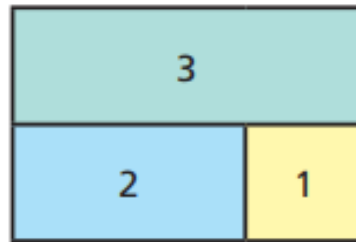
c)



$$\begin{array}{l} \square + \square = \square \\ \square + \square = \square \\ \square = \square + \square \\ \square = \square + \square \end{array}$$

2 Complete the fact families.

a)



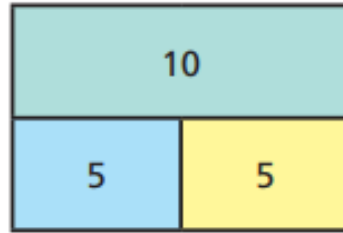
$$\begin{array}{l} \square + \square = \square \\ \square + \square = \square \\ \square = \square + \square \\ \square = \square + \square \end{array}$$

Watch the video and have a go at the questions on the worksheet.

You can print this slide or write your answers on some paper.

Monday - Maths  
L- To find fact families

b)



$$\square + \square = \square$$

$$\square + \square = \square$$

$$\square = \square + \square$$

$$\square = \square + \square$$

3 Use the digit cards to complete the fact family.



$$\square + \square = \square$$

$$\square + \square = \square$$

$$\square = \square + \square$$

$$\square = \square + \square$$

Watch the video and have a go at the questions on the worksheet.

You can print this slide or write your answers on some paper.

# Monday - Maths ANSWERS

L- To find fact families

Question	Answer
1	a) $4+2=6$ $2+4=6$ $6=4+2$ $6=2+4$ b) $6+1=7$ $1+6=7$ $7=6+1$ $7=1+6$ c) $6+4=10$ $4+6=10$ $10=6+4$ $10=4+6$
2	a) $2+1=3$ $1+2=3$ $3=2+1$ $3=1+2$ b) $5+5=10$ $5+5=10$ $10=5+5$ $10=5+5$
3	$6+3=9$ $3+6=9$ $9=6+3$ $9=3+6$

Ask an adult to help you mark your work. How did you do?

Check your corrections with an adult.

Can you work out where you went wrong together?

# Monday - PE

Follow the link to take part in the Kids Bop dance session.

Think about how you feel before and after your PE session. Put your hand on your heart, is it beating quickly?

<https://www.youtube.com/watch?v=7oIVwPlYoB0>

# Monday- History

Copy and paste the website link into your Internet browser to access the lesson.

## Lesson 1

You will need some paper or a work book for this session.



<https://classroom.thenational.academy/lessons/how-has-popular-music-changed-over-the-last-60-years-part-1-c4w30e?activity=video&step=1>

# Tuesday -Phonics

Say the sound:



ou

Read the words:

out


shout

loud

mouth

round

found



shout it out

2. out, shout, loud, mouth, round, found



# Tuesday -Phonics

Choose 3 of the words and have a go at writing them in a sentence:

out

shout

loud

mouth

round

found



shout it out

2. out, shout, loud, mouth, round, found

Now read the nonsense words:

flout

moup

grouk

spound

# Tuesday-Phonics


Read the sentences:

I can shout it out.

I found a pound.

Can we go out to play?

Click here first:



Challenge:

Find one of your story books. Can you find any words with our sound in?

# Tuesday-Reading

Go to:

Remember:



<https://www.oxfordowl.co.uk/login?active-tab=students>

Use our class logins to enter the site:

IKT login: pca1kt

Password: pcayear1

IEN login: pca1en

Password: pcayear1




Read pages 9-16. Can you write a list of the things they bought at the super market?

<https://www.oxfordowl.co.uk/api/interactives/29290.html>

# Tuesday- Handwriting

Remember:



 Look and say	 Look, say and write	 Cover and write
<i>will</i>		
<i>that</i>		
<i>this</i>		
<i>then</i>		

Remember-  
all our  
lower case  
letters start  
in the same  
place!

# Tuesday - English

Copy and paste the website link into your Internet browser to access the lesson.

## Lesson 5

You will need some paper or a work book for this session.

LO: To make inferences based on what is said and done

Lesson 5 of 10

<https://classroom.thenational.academy/lessons/to-make-inferences-based-on-what-is-said-and-done-6nk62t?activity=video&step=1>

# Tuesday-Maths

## L- To find number bonds within 10.

### Warm up:

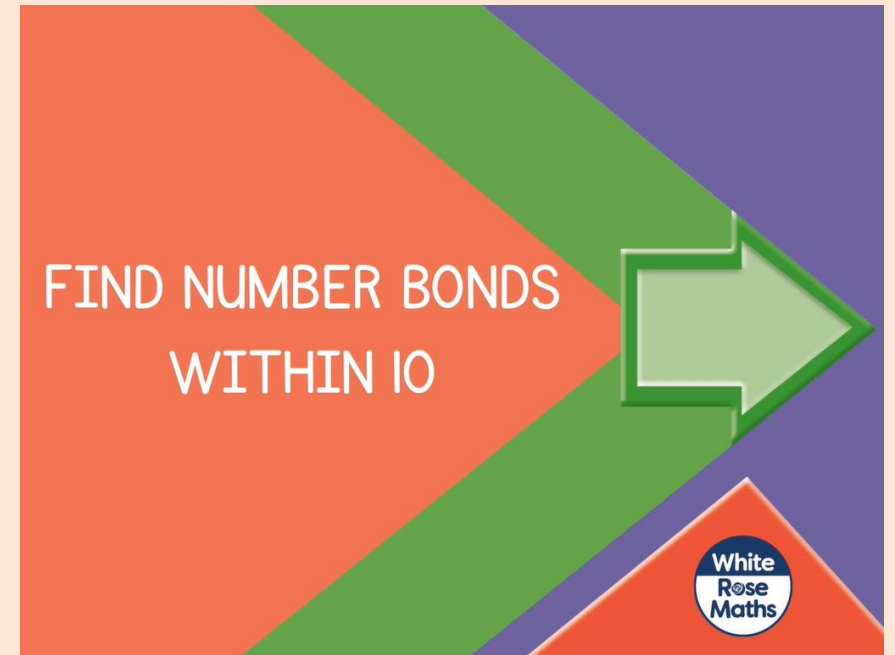
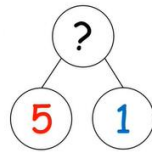
1) How many fingers? 

2) If  $5 + 3 = 8$  then  $3 + 5 = \square$

3) Find the number **five** on the number line.



4) What is the missing number?



Copy the link below into your Internet browser to access the lesson:

<https://whiterosemaths.com/homelearning/year-1/week-6-number-addition-subtraction/>

Make sure you find the lesson pictured here.



Tuesday - Maths

L- To find number bonds within 10.

1 Find three different ways to make 4



$$\square + \square = 4$$

$$\square + \square = 4$$

$$\square + \square = 4$$

2 Find three different ways to make 6

$$\square + \square = 6$$

$$\square + \square = 6$$

$$\square + \square = 6$$

Watch the video and have a go at the questions on the worksheet.

You can print this slide or write your answers on some paper.

Tuesday - Maths

L- To find number bonds within 10.

3 Circle all the number bonds to 5

$$\begin{array}{ccc} 2 + 3 & & 0 + 4 \\ & 5 + 1 & \\ 3 + 3 & & 3 + 2 \\ & & & 4 + 1 \\ & 0 + 5 & & \end{array}$$

4 Colour all the number bonds to 9

$8 + 2$	$4 + 5$	$7 + 2$	$0 + 9$	$0 + 7$
$9 + 1$	$2 + 7$	$8 + 2$	$8 + 1$	$3 + 4$
$7 + 1$	$3 + 6$	$1 + 8$	$5 + 4$	$5 + 3$
$4 + 4$	$0 + 8$	$9 + 1$	$6 + 3$	$2 + 6$
$7 + 3$	$5 + 3$	$2 + 6$	$9 + 0$	$9 + 1$

Watch the video and have a go at the questions on the worksheet.

You can print this slide or write your answers on some paper.



# Tuesday - Maths ANSWERS

L- To find number bonds within 10.

Question	Answer																									
1	$0 + 4 = 4$ $1 + 3 = 4$ $2 + 2 = 4$																									
2	three addition sentences making 6, e.g.: $6 + 0 = 6$ $5 + 1 = 6$ $4 + 2 = 6$ $3 + 3 = 6$																									
3	$2 + 3$ $0 + 4$ $3 + 3$ $5 + 1$ $3 + 2$ $0 + 5$ $4 + 1$																									
4	<table border="1"><tbody><tr><td>8 + 2</td><td>4 + 5</td><td>7 + 2</td><td>0 + 9</td><td>0 + 7</td></tr><tr><td>9 + 1</td><td>2 + 7</td><td>8 + 2</td><td>8 + 1</td><td>3 + 4</td></tr><tr><td>7 + 1</td><td>3 + 6</td><td>1 + 8</td><td>5 + 4</td><td>5 + 3</td></tr><tr><td>4 + 4</td><td>0 + 8</td><td>9 + 1</td><td>6 + 3</td><td>2 + 6</td></tr><tr><td>7 + 3</td><td>5 + 3</td><td>2 + 6</td><td>9 + 0</td><td>9 + 1</td></tr></tbody></table>	8 + 2	4 + 5	7 + 2	0 + 9	0 + 7	9 + 1	2 + 7	8 + 2	8 + 1	3 + 4	7 + 1	3 + 6	1 + 8	5 + 4	5 + 3	4 + 4	0 + 8	9 + 1	6 + 3	2 + 6	7 + 3	5 + 3	2 + 6	9 + 0	9 + 1
8 + 2	4 + 5	7 + 2	0 + 9	0 + 7																						
9 + 1	2 + 7	8 + 2	8 + 1	3 + 4																						
7 + 1	3 + 6	1 + 8	5 + 4	5 + 3																						
4 + 4	0 + 8	9 + 1	6 + 3	2 + 6																						
7 + 3	5 + 3	2 + 6	9 + 0	9 + 1																						

Ask an adult to help you mark your work. How did you do?

Check your corrections with an adult.

Can you work out where you went wrong together?

Tuesday - PE

Follow the link to take part in the Kids Bop  
dance session.

[https://www.youtube.com/watch?v=sHd2s\\_saYsQ](https://www.youtube.com/watch?v=sHd2s_saYsQ)

# Tuesday - PSHE

Discuss the following with an adult;

- a time when you were happy. What made you happy?
- a time when you were sad. What made you sad?
- a time when you were angry. What made you angry?
- a time when you laughed. What made you laugh?

Draw and label some pictures to show us these different times.

You can print the next slide to do your work on if you want.

Something that makes me...

Happy

Sad

Angry


Laugh

# Wednesday-Phonics

Say the sound:



oy



Read the words:

toy

boy

enjoy


# Wednesday-Phonics

Choose 3 of the words and have a go at writing them in a sentence:

toy

boy

enjoy



Now read the nonsense words:

floy

groy

broyn

moyd

# Wednesday-Phonics


Read the sentences:

This is **my** toy.

**I** enjoy running.

**He** is a boy.

Click here first:



Challenge:

How many words can you think of with the **oy** spelling in them?

# Wednesday-Reading

Important:



Go to:

<https://www.oxfordowl.co.uk/login?active-tab=students>

Use our class logins to enter the site:

IKT login: pca1kt

Password: pcayear1

IEN login: pca1en




Password: pcayear1

Read the book "Jam Tarts" again. Now look at the questions on page 17 and 18 and answer them.

<https://www.oxfordowl.co.uk/api/interactives/29290.html>



# Wednesday- Handwriting

 Look and say	 Look, say and write	 Cover and write
<i>them</i>		
<i>with</i>		
<i>see</i>		
<i>for</i>		

Don't forget:



# Wednesday- English

Copy and paste the website link into your Internet browser to access the lesson.

## Lesson 6

You will need some paper or a work book for this session.

<https://classroom.thenational.academy/lessons/to-box-up-a-story-for-purpose-cdhpat?activity=video&step=1>



Widgit Symbols © Widgit Software 2002-2020 www.widgit.com

## Boxing up the story

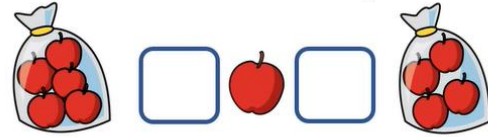
# Wednesday-Maths

## L- To find systematic number bonds.

### Warm up:

1) Count on from 6 to 10

2) Fill in the correct symbols (+, =)



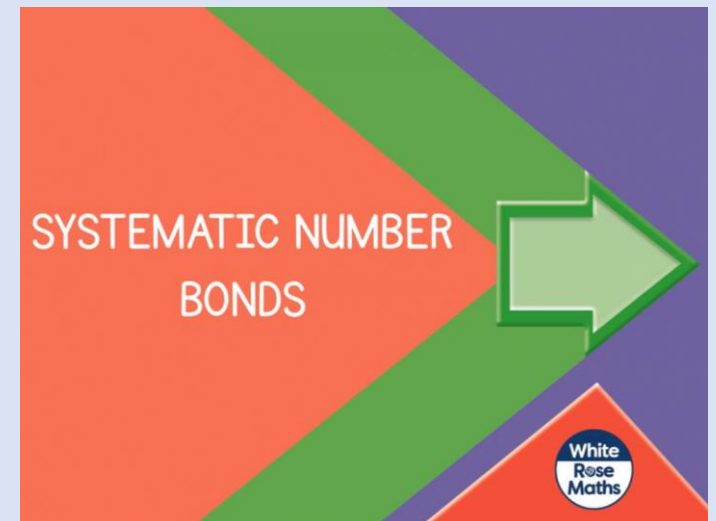
3) What is one more than four?

4) If  $4 + 2 = 6$  then  $2 + 4 = \square$

Copy the link below into your Internet browser to access the lesson:

<https://whiterosemaths.com/homelearning/year-1/week-6-number-addition-subtraction/>

Make sure you find the lesson pictured here.











# Wednesday-Maths

L- To find systematic number bonds.

**I** The counters show all the number bonds to 7

Complete the number sentences.

	$0 + 7 = 7$
	$1 + 6 = \square$
	$\square + \square = \square$
	$\square + \square = \square$
	$\square + \square = \square$
	$\square + \square = \square$
	$\square + \square = \square$
	$\square + \square = \square$

Watch the video and have a go at the questions on the worksheet.

You can print this slide or write your answers on some paper.

# Wednesday-Maths

L- To find systematic number bonds.

- 2 Colour the counters to show the number bonds to 5

Complete the number sentences.

○ ○ ○ ○ ○	<input type="text"/>	+	<input type="text"/>	=	<input type="text"/>
○ ○ ○ ○ ○	<input type="text"/>	+	<input type="text"/>	=	<input type="text"/>
○ ○ ○ ○ ○	<input type="text"/>	+	<input type="text"/>	=	<input type="text"/>
○ ○ ○ ○ ○	<input type="text"/>	+	<input type="text"/>	=	<input type="text"/>
○ ○ ○ ○ ○	<input type="text"/>	+	<input type="text"/>	=	<input type="text"/>
○ ○ ○ ○ ○	<input type="text"/>	+	<input type="text"/>	=	<input type="text"/>







- 3 Find all the number bonds to 6

Watch the video and have a go at the questions on the worksheet.

You can print this slide or write your answers on some paper.

# Wednesday-Maths ANSWERS

L- To find systematic number bonds.

Question	Answer
1	$0+7=7$ $1+6=7$ $2+5=7$ $3+4=7$ $4+3=7$ $5+2=7$ $6+1=7$ $7+0=7$ Number sentences with the same numbers the other way round show the same bond, e.g. $1+6$ and $6+1$
2	 $0+5=5$  $1+4=5$  $2+3=5$  $3+2=5$  $4+1=5$  $5+0=5$
3	$0+6=6$ $1+5=6$ $2+4=6$ $3+3=6$ $4+2=6$ $5+1=6$ $6+0=6$

Ask an adult to help you mark your work. How did you do?

Check your corrections with an adult.

Can you work out where you went wrong together?

# Wednesday- PE

Follow the link to take part in the Kids Bop  
dance session.

<https://www.youtube.com/watch?v=a0vCTcLj6oY>

# Wednesday - Science

Watch the video below by clicking on the link:

<https://www.bbc.co.uk/bitesize/clips/z7qd7ty>

Write a list of the different materials you spotted in the video.

Choose 4 items from your house. Can you draw them? Write a label to say what the object is.

Write a list of what materials the object is made of.

\* See example on the next slide.





This is a hammer.

It is made of wood  
and metal.



These are scissors.

They are made of  
metal and plastic.

# Thursday -Phonics

Say the sound:



or

Read the words:

sort

horse

fork

short

sport

snort



shut the door

2. or, sort, short, horse, sport, snort, fork,  
story, storm, morning

# Thursday -Phonics

Choose 3 of the words and have a go at writing them in a sentence:

sort


horse

fork

short

sport

snort



Now read the nonsense words:

crort

shorb

plorm

frorg

# Thursday -Phonics


Read the sentences:

*The* horse is running.

I have got a fork.

I *like* playing sport.

Click here first:



Challenge:

Find one of your story books. Can you find any words with our sound in?

# Thursday-Reading

Today we are completing a comprehension activity.

Important:



Look carefully at the picture and look for clues in it, then answer the questions on the next slide.



# Thursday-Reading

Important:



1. Who can you see in the picture?

2. What do you think she is doing?

3. What is the weather like? How do you know?




4. Where in the world could she be?

5. Do you think she is there just for the day? How do you know?

# Thursday - Handwriting

Don't forget:



 Look and say	 Look, say and write	 Cover and write
<i>n o w</i>		
<i>d o w n</i>		
<i>l o o k</i>		
<i>t o o</i>		

Remember-  
all our  
lower case  
letters start  
in the same  
place!

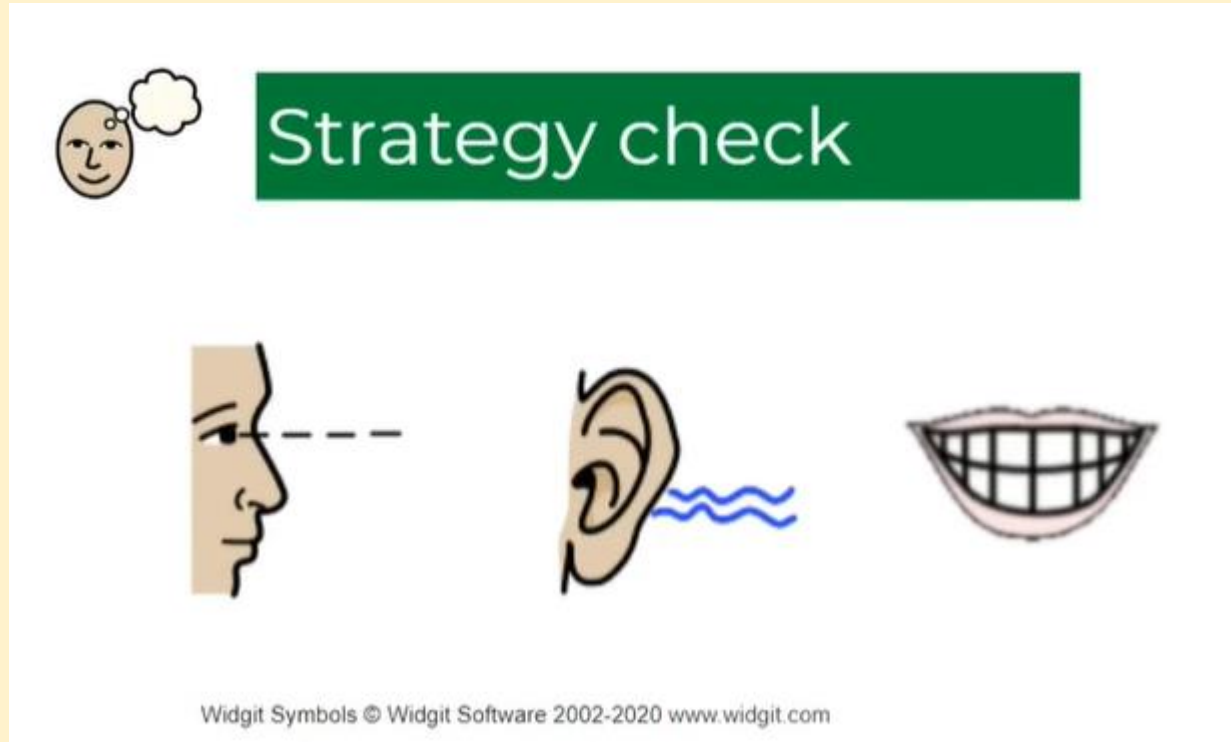
# Thursday - English

Copy and paste the website link into your Internet browser to access the lesson.

## Lesson 7

You will need some paper or a work book for this session.

<https://classroom.thenational.academy/lessons/to-explore-how-writers-create-mood-6xhp8c?activity=video&step=1>



The graphic features a green rectangular box with the text "Strategy check" in white. To the left of the box is a small icon of a smiling face with a thought bubble. Below the box are three larger icons: a profile of a face with a dashed line extending from the eye, an ear with blue wavy lines indicating sound, and a wide, toothy smile.

Widgit Symbols © Widgit Software 2002-2020 www.widgit.com



# Thursday - Maths

L- To find number bonds to 10.

Warm up-

1) These number bonds are for number \_\_\_\_

$6 + 1$   $3 + 4$   $5 + 2$

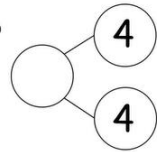
2) How many bananas?



3) Complete the number sentence

$3 = 2 + \square$

4) What is missing?



Copy the link below into your Internet browser to access the lesson:

<https://whiterosemaths.com/homelearning/year-1/week-6-number-addition-subtraction/>

Make sure you find the lesson pictured to the right.



NUMBER BONDS TO 10

# Thursday - Maths

L- To find number bonds to 10.

1 Match the ten frames to the number sentences.



$$3 + 7 = 10$$



$$6 + 4 = 10$$




$$2 + 8 = 10$$



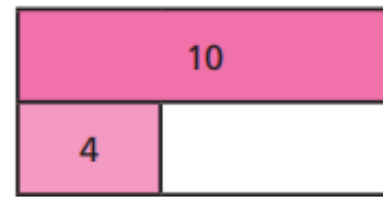
$$5 + 5 = 10$$

2 Complete the bar models.

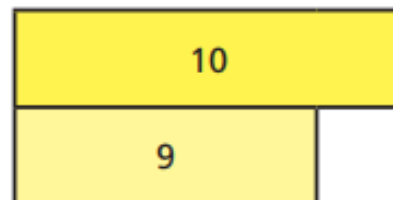
a)



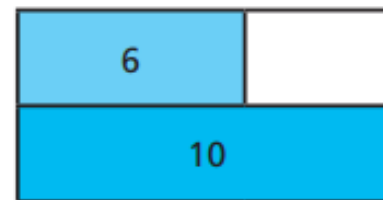
c)



b)



d)



Watch the video and have a go at the questions on the worksheet.

You can print this slide or write your answers on some paper.

Thursday - Maths

L- To find number bonds to 10.

- 3 10 children can sit at this table.



How many more children can sit down?

more children can sit down.

- 4 Sam and Mo have 10 sweets between them.

Sam has 4 sweets.



How many sweets does Mo have?

Mo has  sweets.

Watch the video and have a go at the questions on the worksheet.

You can print this slide or write your answers on some paper.

Thursday - Maths ANSWERS  
 L- To find number bonds to 10.

Question	Answer
1	
2	<p>a) </p> <p>b) </p> <p>c) </p> <p>d) </p>
3	3 more children can sit down.
4	Mo has 6 sweets.

Ask an adult to help you mark your work. How did you do?

Check your corrections with an adult.

Can you work out where you went wrong together?

# Thursday - PE

Follow the link to take part in the Kids Bop  
dance session.

<https://www.youtube.com/watch?v=5rmSmBz4Js>

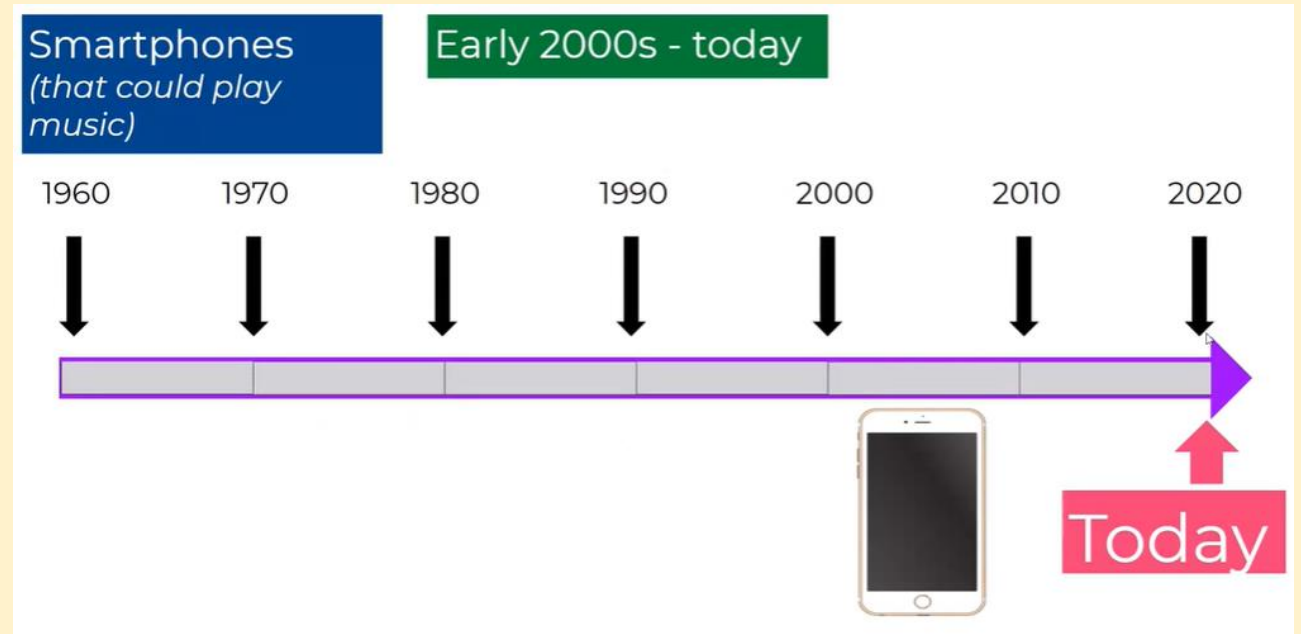
# Thursday - History

Copy and paste the website link into your Internet browser to access the lesson.

## Lesson 2

You will need some paper or a work book for this session.

<https://classroom.thenational.academy/lessons/how-has-popular-music-changed-over-the-last-60-years-part-2-6wu36t?step=2&activity=video>



# Friday -Phonics

Say the sound:



ire

Read the words:

fire hire wire

bon/fire in/spire

con/spire



# Friday -Phonics

Choose 3 of the words and have a go at writing them in a sentence:

fire      hire      wire  
·      ·      ·

bon/fire      in/spire  
· · ·      · · ·

con/spire  
· · ·      · · ·

Now read the nonsense words:

blire      gire  
zire      quire





# Friday -Phonics

Read the sentences:

I see a fire.

The wire is thin.

I went to the bonfire.

Click here first:



Challenge:

How many words can you think of with the ire spelling in them?

# Friday-Reading

Today we are completing a comprehension activity.

Look carefully at the picture and look for clues in it, then answer the questions on the next slide.



# Friday-Reading

Important:



6. Do you think she likes the river?

7. What do you think she might be able to hear?

8. Would you like to go there?

9. If you could ask the lady in the picture a question, what would it be?

10. What might be living in the forest by the river?

# Friday - Handwriting



Look and say



Look, say and write



Cover and write

he

she

we

me

Remember-  
all our  
lower case  
letters start  
in the same  
place!

# Friday - English

Copy and paste the website link into your Internet browser to access the lesson.

## Lesson 8

You will need some paper or a work book for this session.

<https://classroom.thenational.academy/lessons/to-write-a-story-with-clear-moods-part-1-c8v64c>



Widgit Symbols © Widgit Software 2002-2020 www.widgit.com

# Retelling the story

# The Magic Paintbrush

Friday - Maths

L- To compare number bonds.

Warm up-

1) 8 is \_\_\_\_\_ 6

2) 5 is \_\_\_\_\_ five.

3) Fill in the symbol to compare 2 ○ 3

4) Use **4** **5** **1** to make a fact family.

Copy the link below into your Internet browser to access the lesson:

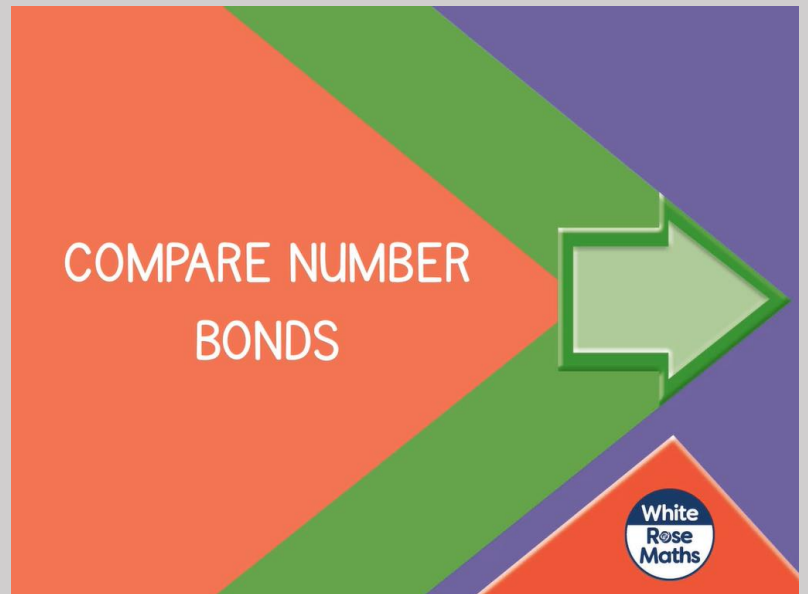
<https://whiterosemaths.com/homelearning/year-1/week-6-number-addition-subtraction/>

Make sure you find the lesson pictured to the right.



Greater than

Less than



Friday - Maths

L- To compare number bonds.

1 Match the number bonds that are equal.

$3 + 4$

$2 + 5$

$1 + 1$

$1 + 4$

$3 + 0$

$3 + 5$

$2 + 3$

$2 + 1$

$4 + 4$

$3 + 3$

$5 + 1$

$0 + 2$

2 Are these number sentences true or false?

Circle your answers.

$2 + 4 = 3 + 3$

true

false

$5 + 3 < 2 + 7$

true

false

$6 + 1 > 3 + 7$

true

false

Watch the video and have a go at the questions on the worksheet.

You can print this slide or write your answers on some paper.

# Friday - Maths

## L- To compare number bonds.

3 Write  $<$ ,  $>$  or  $=$  to make the statements correct.

a)  $3 + 4$    $4 + 4$

c)  $9$    $1 + 6$

b)  $2 + 6$    $8$

d)  $3 + 0$    $0 + 3$

4 Here is some fruit.



5p



6p



4p



5p



6p



4p

Kim buys an apple and some grapes.

How much does Kim spend?

Ron buys a pear and an orange.

How much does Ron spend?

Who spends the most money?

\_\_\_\_\_ spends the most money.

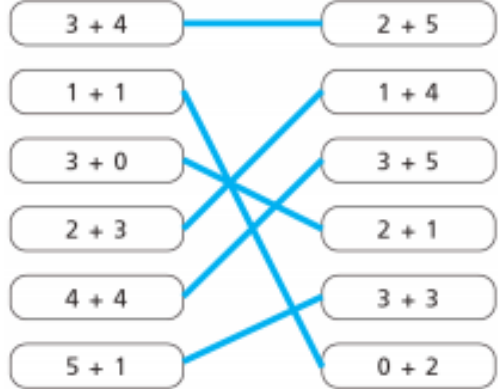
Watch the video and have a go at the questions on the worksheet.

You can print this slide or write your answers on some paper.



# Friday - Maths ANSWERS

L- To compare number bonds.

Question	Answer
1	
2	true true false
3	a) < b) = c) > d) =
4	10p 9p Eva spends the most money.

Ask an adult to help you mark your work. How did you do?

Check your corrections with an adult.

Can you work out where you went wrong together?

Friday - PE

Follow the link to take part in the Kids Bop  
dance session.

<https://www.youtube.com/watch?v=NTCId5AG4I4>

# Friday- PSHE

Think back to our lesson on Tuesday. Remind yourself of a time when you were happy. What made you happy?

The things we do or say can make other people feel happy, sad, angry and excited.

TASK: Choose someone in your house. Draw them a picture of something they like.

Can you give them your picture. How did it make them feel when they got your picture?