



# Week 2 - Home Learning

Welcome to the year 1 home learning pack. Please click on the voice note before you begin.

Click here:



If you have any questions or need any help then please email your teacher. We would also love to see pictures of you completing your home learning. You can get in touch with us at:

[elizabethnorbury@partingtoncentralacademy.co.uk](mailto:elizabethnorbury@partingtoncentralacademy.co.uk)

[kirstythorbjornsen@partingtoncentralacademy.co.uk](mailto:kirstythorbjornsen@partingtoncentralacademy.co.uk)

# Weekly Timetable

Day	45 mins	45 Mins	45 Mins	Afternoon
Monday	Phonics/handwriting	English	Maths	PE &Project
Tuesday	Phonics/handwriting	English	Maths	PE &Project
Monday	Phonics/handwriting	English	Maths	PE &Project
Tuesday	Phonics/handwriting	English	Maths	PE &Project
Wednesday	Phonics/handwriting	English	Maths	PE &Project

# Monday -Phonics

Say the sounds:

j

qu

y

v

x

z

Read the words:

w

quiz wig vet yet fox

# Monday -Phonics



flap


Read the words. Can you add the sound buttons? I have done one for you.



drum



spin




snap



twig

# Monday - Phonics

van




web




*Read the word  
and draw a  
picture to  
match.*


six



zip



quack



# Monday-Reading

m n d a h s g t l o r e  
b i u v

**Green Words** - read these words by blending the sounds together

hat sun dad van has red big tum  
and got  
lot lots hug hugs

**Red Words** - read these words but tell your child the word if they get stuck

my of

Say the sounds

Sound out the green words

Read the red words - ask a grown up to help with these.

Red words: 

# Monday-Reading

**my** dad has got

a red van

a sun hat

a big tum

and lots **of** hugs



*Read the ditty to a grown up.*

*Sound out the words to read them.*

*Ask for help with the red words if you need to.*




*Red words:*



# Monday - Handwriting

Don't forget:



 Look and say	 Look, say and write	 Cover and write
<i>but</i>		
<i>put</i>		
<i>the</i>		
<i>to</i>		

Remember-  
all our  
lower case  
letters start  
in the same  
place!



# Monday - English

Copy and paste the website link into your Internet browser to access the lesson.

## Lesson 4

You will need some paper or a work book for this session.

<https://classroom.thenational.academy/lessons/to-use-the-past-tense-ed-6xhp6d>

English

**LO: To use the past tense (ed)**

Lesson 4 of 10

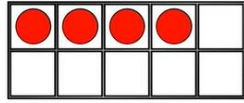
# Monday - Maths

## L- To find fact families

### Warm up-

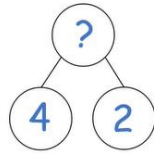
1) Which is the addition symbol? = + - < >

2) How many counters?



3) One more than 7 is ?

4) What is the missing amount?



Copy the link below into your Internet browser to access the lesson:

<https://whiterosemaths.com/homelearning/year-1/week-6-number-addition-subtraction/>

*Make sure you find the lesson pictured to the right.*

FACT FAMILIES -  
ADDITION FACTS

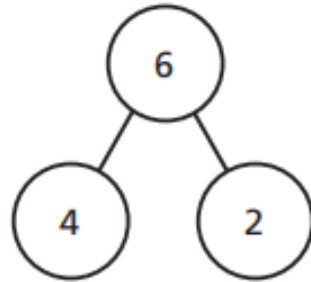
White  
Rose  
Maths

# Monday - Maths

## L- To find fact families

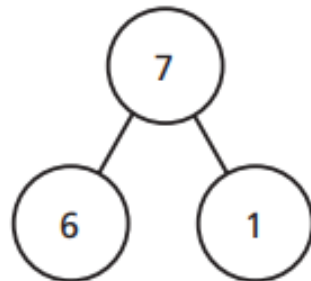
1 Complete the fact families.

a)



$$\begin{array}{l} \square + \square = \square \\ \square + \square = \square \\ \square = \square + \square \\ \square = \square + \square \end{array}$$

b)



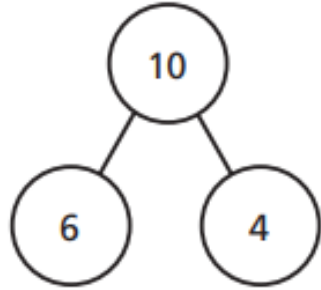
$$\begin{array}{l} \square + \square = \square \\ \square + \square = \square \\ \square = \square + \square \\ \square = \square + \square \end{array}$$

Watch the video and have a go at the questions on the worksheet.

You can print this slide or write your answers on some paper.

Monday - Maths  
L- To find fact families

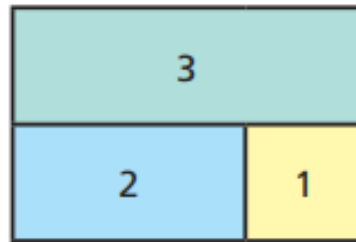
c)



$$\begin{array}{l} \square + \square = \square \\ \square + \square = \square \\ \square = \square + \square \\ \square = \square + \square \end{array}$$

2 Complete the fact families.

a)



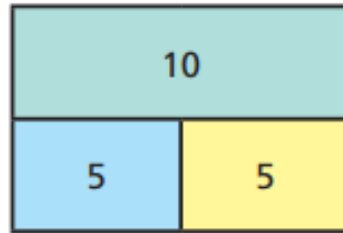
$$\begin{array}{l} \square + \square = \square \\ \square + \square = \square \\ \square = \square + \square \\ \square = \square + \square \end{array}$$

Watch the video and have a go at the questions on the worksheet.

You can print this slide or write your answers on some paper.

Monday - Maths  
L- To find fact families

b)



$$\square + \square = \square$$

$$\square + \square = \square$$

$$\square = \square + \square$$

$$\square = \square + \square$$

3 Use the digit cards to complete the fact family.



$$\square + \square = \square$$

$$\square + \square = \square$$

$$\square = \square + \square$$

$$\square = \square + \square$$

Watch the video and have a go at the questions on the worksheet.

You can print this slide or write your answers on some paper.

# Monday - Maths ANSWERS

L- To find fact families

Question	Answer
1	a) $4+2=6$ $2+4=6$ $6=4+2$ $6=2+4$ b) $6+1=7$ $1+6=7$ $7=6+1$ $7=1+6$ c) $6+4=10$ $4+6=10$ $10=6+4$ $10=4+6$
2	a) $2+1=3$ $1+2=3$ $3=2+1$ $3=1+2$ b) $5+5=10$ $5+5=10$ $10=5+5$ $10=5+5$
3	$6+3=9$ $3+6=9$ $9=6+3$ $9=3+6$

Ask an adult to help you mark your work. How did you do?

Check your corrections with an adult.

Can you work out where you went wrong together?

# Monday - PE

Follow the link to take part in the Kids Bop dance session.

Think about how you feel before and after your PE session. Put your hand on your heart, is it beating quickly?

<https://www.youtube.com/watch?v=7oIVwPlYoB0>

# Monday- History

Copy and paste the website link into your Internet browser to access the lesson.

## Lesson 1

You will need some paper or a work book for this session.



<https://classroom.thenational.academy/lessons/how-has-popular-music-changed-over-the-last-60-years-part-1-c4w30e?activity=video&step=1>



# Tuesday -Phonics

Say the sounds:

ck

sh

th

nk

ng


ch

Read the words:

ship chop think web sing

# Tuesday -Phonics

Can you write the initial sound in this word?



\_\_\_\_\_ **e**ll  
          .    

Can you write the initial sound in this word?



\_\_\_\_\_ **i**ps  
          .  .  .

Can you write the sound 'th' in this word?



**b**a \_\_\_\_\_  
  .  .

Can you write the sound 'ng' in this word?



**r**i \_\_\_\_\_  
  .  .


# Tuesday -Phonics

Remember:




Read the nonsense words:


ot



osk



vap



ect



# Tuesday-Reading

**Speed Sounds** - read the sounds (not the letter name)

ll nk th l a c t i h p n d o w

**Green Words** - read these words by blending the sounds together

with doll pink hat pan lid cat top

Say the sounds

Sound out the green words

There are no red words in the ditty.

# Tuesday-Reading

a cat with a top hat



a pan with a lid



a doll with a pink hat



*Read the ditty to a grown up.*

*Sound out the words to read them.*




Remember:



# Tuesday- Handwriting

Remember:



 Look and say	 Look, say and write	 Cover and write
<i>will</i>		
<i>that</i>		
<i>this</i>		
<i>then</i>		

Remember-  
all our  
lower case  
letters start  
in the same  
place!

# Tuesday - English

Copy and paste the website link into your Internet browser to access the lesson.

## Lesson 5

You will need some paper or a work book for this session.

LO: To make inferences based on what is said and done

Lesson 5 of 10

<https://classroom.thenational.academy/lessons/to-make-inferences-based-on-what-is-said-and-done-6nk62t?activity=video&step=1>

# Tuesday-Maths

## L- To find number bonds within 10.

### Warm up:

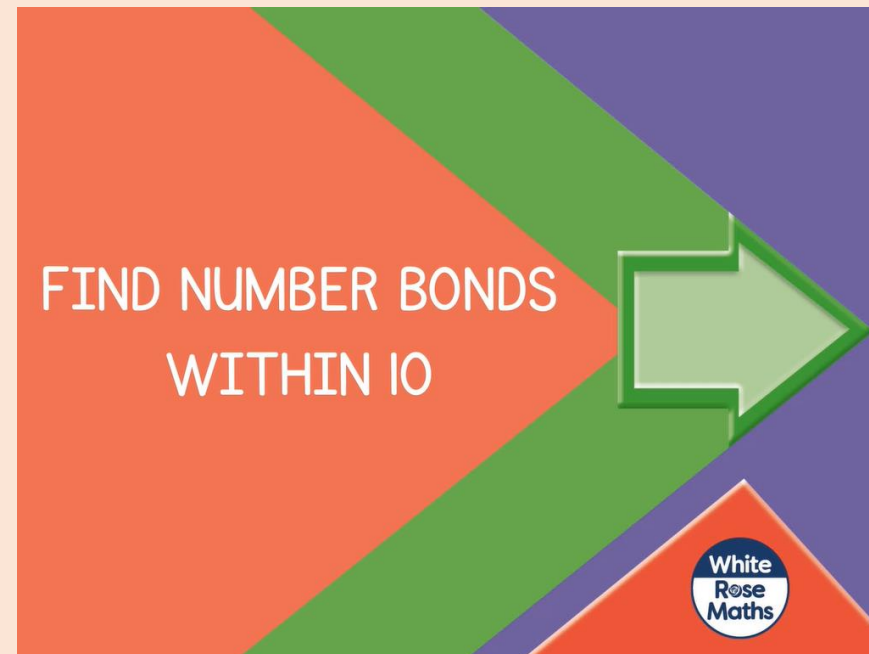
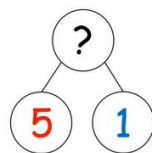
1) How many fingers? 

2) If  $5 + 3 = 8$  then  $3 + 5 = \square$

3) Find the number **five** on the number line.



4) What is the missing number?



Copy the link below into your Internet browser to access the lesson:

<https://whiterosemaths.com/homelearning/year-1/week-6-number-addition-subtraction/>

Make sure you find the lesson pictured here.





Tuesday - Maths

L- To find number bonds within 10.

1 Find three different ways to make 4



$$\square + \square = 4$$

$$\square + \square = 4$$

$$\square + \square = 4$$

2 Find three different ways to make 6

$$\square + \square = 6$$

$$\square + \square = 6$$

$$\square + \square = 6$$

Watch the video and have a go at the questions on the worksheet.

You can print this slide or write your answers on some paper.

Tuesday - Maths

L- To find number bonds within 10.

3 Circle all the number bonds to 5

$$\begin{array}{ccc} 2 + 3 & & 0 + 4 \\ & 5 + 1 & \\ 3 + 3 & & 3 + 2 \\ & & & 4 + 1 \\ 0 + 5 & & & \end{array}$$

4 Colour all the number bonds to 9

$8 + 2$	$4 + 5$	$7 + 2$	$0 + 9$	$0 + 7$
$9 + 1$	$2 + 7$	$8 + 2$	$8 + 1$	$3 + 4$
$7 + 1$	$3 + 6$	$1 + 8$	$5 + 4$	$5 + 3$
$4 + 4$	$0 + 8$	$9 + 1$	$6 + 3$	$2 + 6$
$7 + 3$	$5 + 3$	$2 + 6$	$9 + 0$	$9 + 1$

Watch the video and have a go at the questions on the worksheet.

You can print this slide or write your answers on some paper.

# Tuesday - Maths ANSWERS

L- To find number bonds within 10.

Question	Answer																									
1	$0 + 4 = 4$ $1 + 3 = 4$ $2 + 2 = 4$																									
2	three addition sentences making 6, e.g.: $6 + 0 = 6$ $5 + 1 = 6$ $4 + 2 = 6$ $3 + 3 = 6$																									
3	$2 + 3$ $0 + 4$ $3 + 3$ $5 + 1$ $3 + 2$ $0 + 5$ $4 + 1$																									
4	<table border="1"><tbody><tr><td>8 + 2</td><td>4 + 5</td><td>7 + 2</td><td>0 + 9</td><td>0 + 7</td></tr><tr><td>9 + 1</td><td>2 + 7</td><td>8 + 2</td><td>8 + 1</td><td>3 + 4</td></tr><tr><td>7 + 1</td><td>3 + 6</td><td>1 + 8</td><td>5 + 4</td><td>5 + 3</td></tr><tr><td>4 + 4</td><td>0 + 8</td><td>9 + 1</td><td>6 + 3</td><td>2 + 6</td></tr><tr><td>7 + 3</td><td>5 + 3</td><td>2 + 6</td><td>9 + 0</td><td>9 + 1</td></tr></tbody></table>	8 + 2	4 + 5	7 + 2	0 + 9	0 + 7	9 + 1	2 + 7	8 + 2	8 + 1	3 + 4	7 + 1	3 + 6	1 + 8	5 + 4	5 + 3	4 + 4	0 + 8	9 + 1	6 + 3	2 + 6	7 + 3	5 + 3	2 + 6	9 + 0	9 + 1
8 + 2	4 + 5	7 + 2	0 + 9	0 + 7																						
9 + 1	2 + 7	8 + 2	8 + 1	3 + 4																						
7 + 1	3 + 6	1 + 8	5 + 4	5 + 3																						
4 + 4	0 + 8	9 + 1	6 + 3	2 + 6																						
7 + 3	5 + 3	2 + 6	9 + 0	9 + 1																						

Ask an adult to help you mark your work. How did you do?

Check your corrections with an adult.

Can you work out where you went wrong together?

Tuesday - PE

Follow the link to take part in the Kids Bop  
dance session.

[https://www.youtube.com/watch?v=sHd2s\\_saYsQ](https://www.youtube.com/watch?v=sHd2s_saYsQ)

# Tuesday - PSHE

Discuss the following with an adult;

- a time when you were happy. What made you happy?
- a time when you were sad. What made you sad?
- a time when you were angry. What made you angry?
- a time when you laughed. What made you laugh?

Draw and label some pictures to show us these different times.

You can print the next slide to do your work on if you want.

Something that makes me...

Happy

Sad

Angry

Laugh

# Wednesday -Phonics

Match the sound to the word:

ck

ch

sh

th

ng

shed

chin

duck

thin

sing

# Wednesday -Phonics

Read the words. Add the sound buttons:

chop

beg

shock

sum

sing

chum



# Wednesday -Phonics

Read the nonsense words:



mip



pid



tob



sem

# Wednesday-Reading

**Speed Sounds** - read the sounds (not the letter name)

qu ck ll g b d a j s u h p i  
m t r n w o

**Green Words** - read these words by blending the sounds together

hill quick dad mum but win am  
up run  
jog jogs

**Red Words** - read these words but tell your child the word if they get stuck

the I

Say the sounds

Sound out the green words

Read the red words - ask a grown up to help with these.

Red words:



# Wednesday-Reading

dad jogs up the hill

mum jogs up the hill

but **I** run

**I** am quick


**I** win






Read the ditty to a grown up.

Sound out the words to read them.

Ask for help with the red words if you need to.

Red words: 

# Wednesday- Handwriting

 Look and say	 Look, say and write	 Cover and write
<i>them</i>		
<i>with</i>		
<i>see</i>		
<i>for</i>		

Don't forget:



# Wednesday- English

Copy and paste the website link into your Internet browser to access the lesson.

## Lesson 6

You will need some paper or a work book for this session.

<https://classroom.thenational.academy/lessons/to-box-up-a-story-for-purpose-cdhpat?activity=video&step=1>



Widgit Symbols © Widgit Software 2002-2020 [www.widgit.com](http://www.widgit.com)

# Boxing up the story

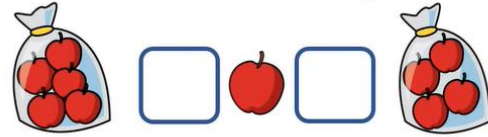
# Wednesday-Maths

## L- To find systematic number bonds.

### Warm up:

1) Count on from 6 to 10

2) Fill in the correct symbols (+, =)



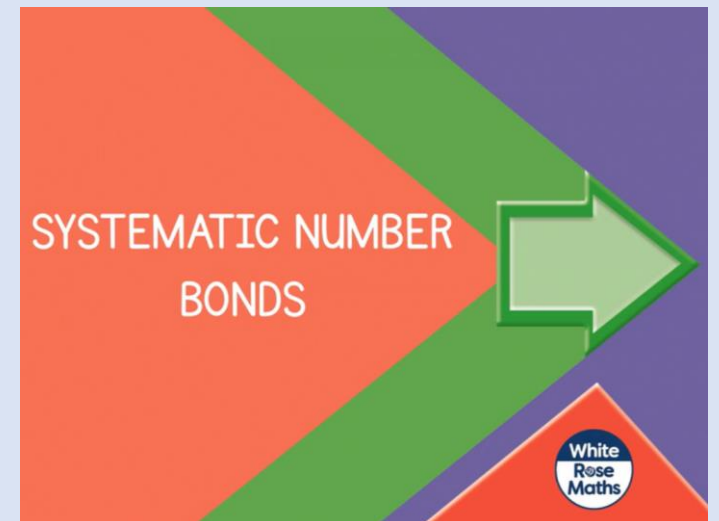
3) What is one more than four?

4) If  $4 + 2 = 6$  then  $2 + 4 = \square$

Copy the link below into your Internet browser to access the lesson:

<https://whiterosemaths.com/homelearning/year-1/week-6-number-addition-subtraction/>

Make sure you find the lesson pictured here.











# Wednesday-Maths

L- To find systematic number bonds.

**I** The counters show all the number bonds to 7

Complete the number sentences.

	$0 + 7 = 7$
	$1 + 6 = \square$
	$\square + \square = \square$
	$\square + \square = \square$
	$\square + \square = \square$
	$\square + \square = \square$
	$\square + \square = \square$
	$\square + \square = \square$

Watch the video and have a go at the questions on the worksheet.

You can print this slide or write your answers on some paper.

- 2 Colour the counters to show the number bonds to 5

Complete the number sentences.

○ ○ ○ ○ ○	<input type="text"/>	+	<input type="text"/>	=	<input type="text"/>
○ ○ ○ ○ ○	<input type="text"/>	+	<input type="text"/>	=	<input type="text"/>
○ ○ ○ ○ ○	<input type="text"/>	+	<input type="text"/>	=	<input type="text"/>
○ ○ ○ ○ ○	<input type="text"/>	+	<input type="text"/>	=	<input type="text"/>
○ ○ ○ ○ ○	<input type="text"/>	+	<input type="text"/>	=	<input type="text"/>
○ ○ ○ ○ ○	<input type="text"/>	+	<input type="text"/>	=	<input type="text"/>

- 3 Find all the number bonds to 6

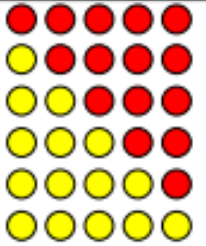
Watch the video and have a go at the questions on the worksheet.

You can print this slide or write your answers on some paper.



# Wednesday-Maths ANSWERS

L- To find systematic number bonds.

Question	Answer
1	$0+7=7$ $1+6=7$ $2+5=7$ $3+4=7$ $4+3=7$ $5+2=7$ $6+1=7$ $7+0=7$ Number sentences with the same numbers the other way round show the same bond, e.g. $1+6$ and $6+1$
2	 $0+5=5$ $1+4=5$ $2+3=5$ $3+2=5$ $4+1=5$ $5+0=5$
3	$0+6=6$ $1+5=6$ $2+4=6$ $3+3=6$ $4+2=6$ $5+1=6$ $6+0=6$

Ask an adult to help you mark your work. How did you do?

Check your corrections with an adult.

Can you work out where you went wrong together?

# Wednesday- PE

Follow the link to take part in the Kids Bop  
dance session.

<https://www.youtube.com/watch?v=a0vCTcLj6oY>

# Wednesday - Science

Watch the video below by clicking on the link:

<https://www.bbc.co.uk/bitesize/clips/z7qd7ty>

Write a list of the different materials you spotted in the video.

Choose 4 items from your house. Can you draw them? Write a label to say what the object is.

Write a list of what materials the object is made of.

\* See example on the next slide.



This is a hammer.

It is made of wood  
and metal.



These are scissors.

They are made of  
metal and plastic.

# Thursday -Phonics

Say the sounds:

ng



th

Read the words:

thing sing thin thick bring

# Thursday -Phonics

Decide whether the pictures show *ng* or *th* and write the word.



# Thursday -Phonics

Read the words and match them to the pictures.

king

thin

moth

wing

bath

ring



# Thursday-Reading

**Speed Sounds** - read the sounds (not the letter name)

th a f n t c h s d m i

**Green Words** - read these words by blending the sounds together

thin this that cat his sad mad fat

**Red Words** - read these words but tell your child the word if they get stuck

my

Say the sounds

Sound out the green words

Read the red word - ask a grown up to help with this.

Red word:





# Thursday-Reading

a fat cat

a sad cat

a thin cat

a mad cat

this cat

that cat

his cat

my cat



Read the ditty to a grown up.

Sound out the words to read them.

Ask for help with the red words if you need to.

Red words:



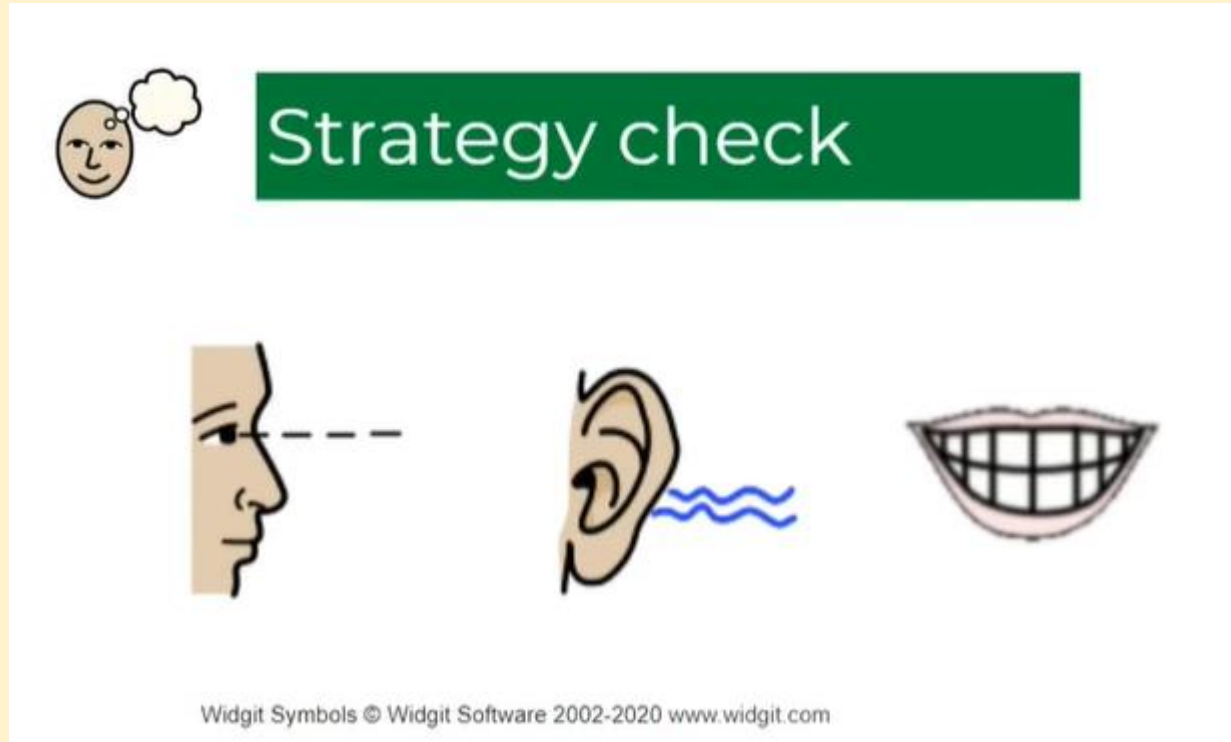
# Thursday - English

Copy and paste the website link into your Internet browser to access the lesson.

## Lesson 7

You will need some paper or a work book for this session.

<https://classroom.thenational.academy/lessons/to-explore-how-writers-create-mood-6xhp8c?activity=video&step=1>



The graphic features a green rectangular box with the text "Strategy check" in white. To the left of the box is a small icon of a smiling face with a thought bubble above it. Below the box are three larger icons: a profile of a face with a dashed line extending from the eye, an ear with blue wavy lines indicating sound, and a wide, toothy smile.

Widgit Symbols © Widgit Software 2002-2020 www.widgit.com

# Thursday - Maths

L- To find number bonds to 10.

Warm up-

1) These number bonds are for number \_\_\_\_

$6 + 1$   $3 + 4$   $5 + 2$

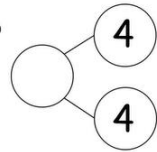
2) How many bananas?



3) Complete the number sentence

$3 = 2 + \square$

4) What is missing?



Copy the link below into your Internet browser to access the lesson:

<https://whiterosemaths.com/homelearning/year-1/week-6-number-addition-subtraction/>

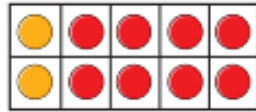
Make sure you find the lesson pictured to the right.

NUMBER BONDS TO 10

# Thursday - Maths

L- To find number bonds to 10.

1 Match the ten frames to the number sentences.



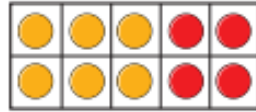
$$3 + 7 = 10$$



$$6 + 4 = 10$$




$$2 + 8 = 10$$



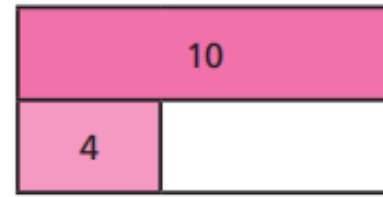
$$5 + 5 = 10$$

2 Complete the bar models.

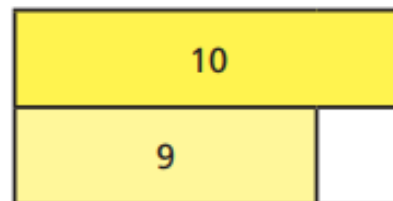
a)



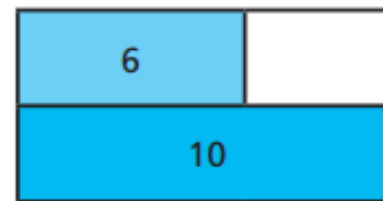
c)



b)



d)



Watch the video and have a go at the questions on the worksheet.

You can print this slide or write your answers on some paper.

Thursday - Maths

L- To find number bonds to 10.

- 3 10 children can sit at this table.



How many more children can sit down?

more children can sit down.

- 4 Sam and Mo have 10 sweets between them.

Sam has 4 sweets.



How many sweets does Mo have?

Mo has  sweets.

Watch the video  
and have a go  
at the questions  
on the  
worksheet.

You can print  
this slide or  
write your  
answers on  
some paper.

# Thursday - Maths ANSWERS

L- To find number bonds to 10.

Question	Answer
1	<p><math>3 + 7 = 10</math> <math>6 + 4 = 10</math> <math>2 + 8 = 10</math> <math>5 + 5 = 10</math></p>
2	<p>a) </p> <p>b) </p> <p>c) </p> <p>d) </p>
3	<b>3</b> more children can sit down.
4	Mo has <b>6</b> sweets.

Ask an adult to help you mark your work. How did you do?

Check your corrections with an adult.

Can you work out where you went wrong together?

# Thursday - PE

Follow the link to take part in the Kids Bop  
dance session.

<https://www.youtube.com/watch?v=5rmSmBz4Js>

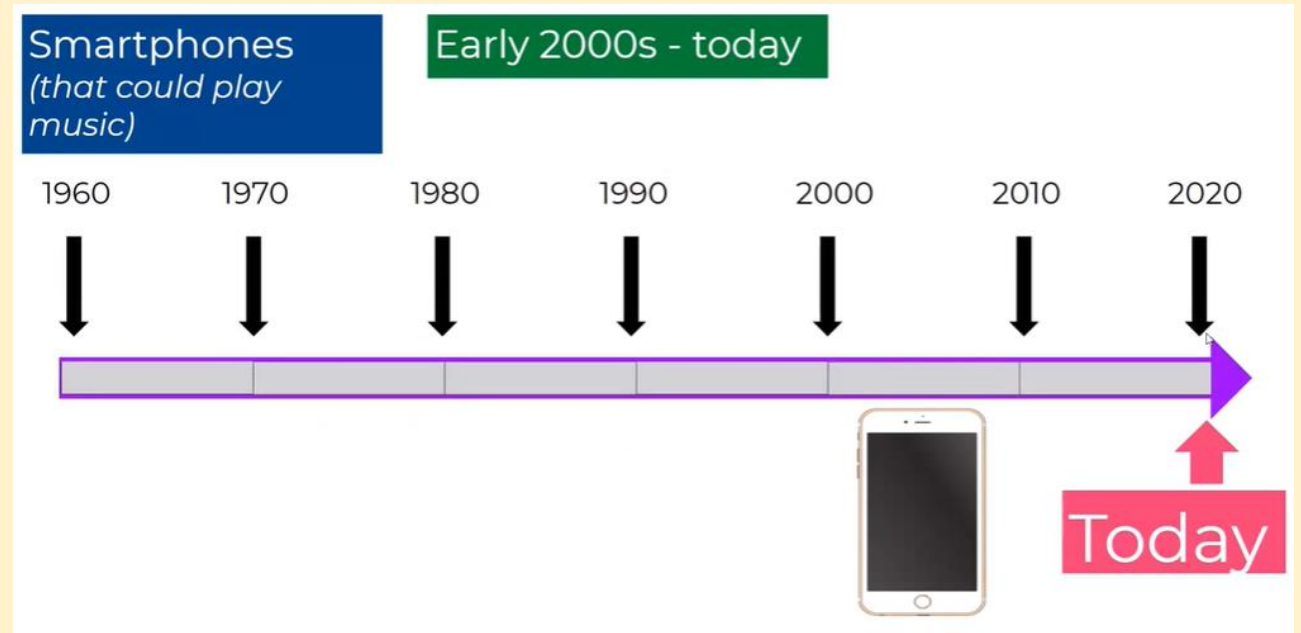
# Thursday - History

Copy and paste the website link into your Internet browser to access the lesson.

## Lesson 2

You will need some paper or a work book for this session.



<https://classroom.thenational.academy/lessons/how-has-popular-music-changed-over-the-last-60-years-part-2-6wu36t?step=2&activity=video>




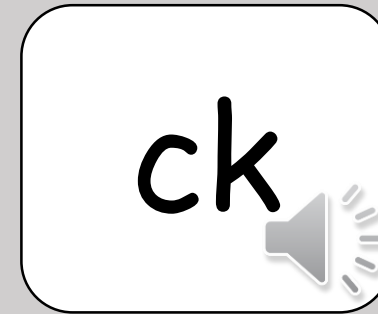


# Friday -Phonics

Say the sounds:



Don't forget: 




Read the words:

bell fluff chick bless buzz

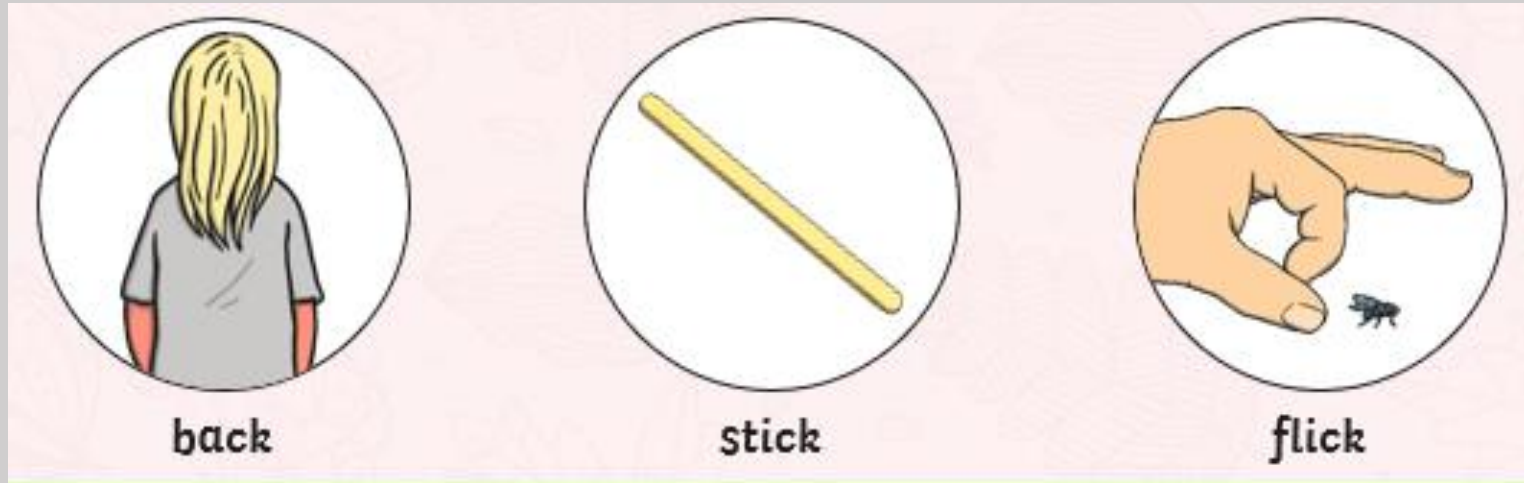
# Friday -Phonics

Look at the pictures and read the words:



# Friday -Phonics

Look at the pictures and read the words:



# Friday-Reading

Go to:

<https://www.oxfordowl.co.uk/login?active-tab=students>


Use our class logins to enter the site:

IKT login: pca1kt  
Password: pcayear1

IEN login: pca1en  
Password: pcayear1



Find the book Sound Blending 10. Can you read it to someone in your family?



# Friday - Handwriting



Look and say



Look, say and write



Cover and write

he

she

we

me

Remember-  
all our  
lower case  
letters start  
in the same  
place!

# Friday - English

Copy and paste the website link into your Internet browser to access the lesson.

## Lesson 8

You will need some paper or a work book for this session.

<https://classroom.thenational.academy/lessons/to-write-a-story-with-clear-moods-part-1-c8v64c>



Widgit Symbols © Widgit Software 2002-2020 www.widgit.com

# Retelling the story

# The Magic Paintbrush

Friday - Maths

L- To compare number bonds.

Warm up-

1) 8 is \_\_\_\_\_ 6

2) 5 is \_\_\_\_\_ five.

3) Fill in the symbol to compare 2 ○ 3

4) Use **4** **5** **1** to make a fact family.

Copy the link below into your Internet browser to access the lesson:

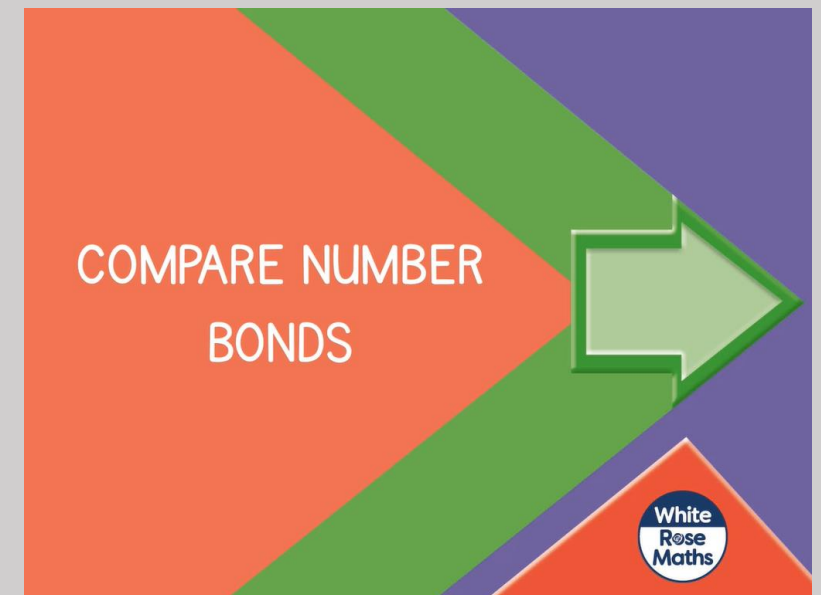
<https://whiterosemaths.com/homelearning/year-1/week-6-number-addition-subtraction/>

Make sure you find the lesson pictured to the right.



Greater than

Less than



White  
Rose  
Maths

1 Match the number bonds that are equal.

$3 + 4$

$2 + 5$

$1 + 1$

$1 + 4$

$3 + 0$

$3 + 5$

$2 + 3$

$2 + 1$

$4 + 4$

$3 + 3$

$5 + 1$

$0 + 2$

2 Are these number sentences true or false?

Circle your answers.

$2 + 4 = 3 + 3$

true

false

$5 + 3 < 2 + 7$

true

false

$6 + 1 > 3 + 7$

true

false

Watch the video and have a go at the questions on the worksheet.

You can print this slide or write your answers on some paper.



# Friday - Maths

## L- To compare number bonds.

3 Write  $<$ ,  $>$  or  $=$  to make the statements correct.

a)  $3 + 4$    $4 + 4$

c)  $9$    $1 + 6$

b)  $2 + 6$    $8$

d)  $3 + 0$    $0 + 3$

4 Here is some fruit.



5p



6p



4p



5p



6p



4p

Kim buys an apple and some grapes.

How much does Kim spend?

Ron buys a pear and an orange.

How much does Ron spend?

Who spends the most money?

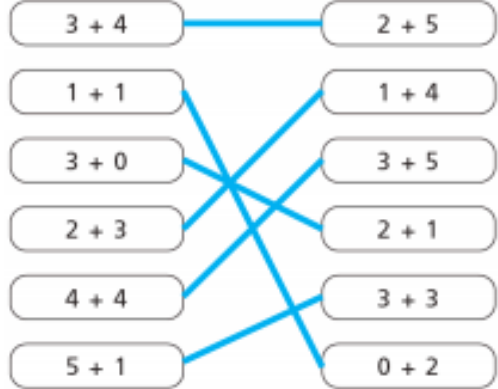
\_\_\_\_\_ spends the most money.

Watch the video and have a go at the questions on the worksheet.

You can print this slide or write your answers on some paper.

# Friday - Maths ANSWERS

L- To compare number bonds.

Question	Answer
1	
2	true true false
3	a) < b) = c) > d) =
4	10p 9p Eva spends the most money.

Ask an adult to help you mark your work. How did you do?

Check your corrections with an adult.

Can you work out where you went wrong together?

Friday - PE

Follow the link to take part in the Kids Bop  
dance session.

<https://www.youtube.com/watch?v=NTCId5AG4I4>

# Friday- PSHE

Think back to our lesson on Tuesday. Remind yourself of a time when you were happy. What made you happy?

The things we do or say can make other people feel happy, sad, angry and excited.

TASK: Choose someone in your house. Draw them a picture of something they like.

Can you give them your picture. How did it make them feel when they got your picture?